

Springer Clinical Medicine Winter Special

October 1, 2011 – February 29, 2012

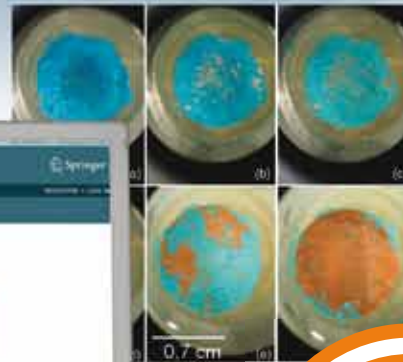



**50%
OFF**

Springer Images

A comprehensive collection of scientific and medical images

- ▶ Rapidly growing collection of over 1.6 million images
- ▶ Based on high-quality, trusted sources
- ▶ User-friendly search features and a one-click export function




J. S. Abrams, Princeton Orthopaedic and Rehabilitation Associates, Princeton, NJ, USA;
R. H. Bell, Crystal Clinic, Inc., Akron, OH, USA (Eds)

Arthroscopic Rotator Cuff Surgery

A Practical Approach to Management

This text takes a comprehensive approach to rotator cuff disorders, including tears and arthroscopic techniques in surgical management. It addresses the latest topics and answers key questions raised at instructional courses.

 2008. XVIII, 398 p. 259 illus., 43 in color. With DVD. Hardcover
ISBN 978-0-387-39340-7
▶ € 154,95 | £139,50
▶ *€ (D) 165,80 | € (A) 170,45 | sFr 222,50

Sale Price

▶ € 79,95 | £72,00
▶ *€ (D) 85,55 | € (A) 87,95 | sFr 106,50



9 780387 393407

A. F. AbuRahma, West Virginia University, Charleston, WV, USA.; J. Bergan, UCSD School of Medicine, La Jolla, CA, USA. (Eds)

Noninvasive Vascular Diagnosis

A Practical Guide to Therapy

This illustrated book provides the newest definitive text on the current techniques used in assessing vascular disorders. Readers will be guided through the establishment and accreditation of a vascular laboratory and introduced to the physics of diagnostic testing.

2nd ed. 2007. XXVI, 561 p. 449 illus., 182 in color. Hardcover
ISBN 978-1-84628-446-5
▶ € 199,95 | £180,00
▶ *€ (D) 213,95 | € (A) 219,95 | sFr 287,00

Sale Price

▶ € 99,95 | £90,00
▶ *€ (D) 106,95 | € (A) 109,95 | sFr 133,50



9 781846 284465

A. M. Adesina, Baylor College of Medicine, Houston, TX, USA; T. Tihan, University of California, San Francisco, CA, USA; C. E. Fuller, Medical College of Virginia, Virginia Commonwealth University, Richmond, VA, USA; T. Y. Poussaint, Children's Hospital, Boston, MA, USA (Eds)

Atlas of Pediatric Brain Tumors

This practical, well-illustrated atlas covers areas ranging from neuroimaging, the use of crush and touch preps during intraoperative consultation, classic histological features of brain tumors, tumor variants, and a miscellaneous group of challenging tumors.

2010. X, 400 p. 717 illus., 303 in color. Hardcover
ISBN 978-1-4419-1061-5
▶ € 159,95 | £144,00
▶ *€ (D) 171,15 | € (A) 175,95 | sFr 229,50

Sale Price

▶ € 79,95 | £72,00
▶ *€ (D) 85,55 | € (A) 87,95 | sFr 106,50



9 781441 910615

G. Adler, University Clinic, Ulm, Germany; C. Fiocchi, The Cleveland Clinic Foundation, Cleveland, OH, USA; L. Lazebnik, Institute of Gastroenterology, Moscow, Russia; G. Vorobjev, State Scientific Center of Coloproctology, Moscow, Russia (Eds)

Inflammatory Bowel Disease - Diagnostic and Therapeutic Strategies

Inflammatory Bowel Disease - Diagnostic and Therapeutic Strategies is the proceedings of the Falk Symposium 154 held in Moscow, Russia, on June 9–10 2006, and presents the most recent progress in our current understanding of the mechanisms of inflammatory bowel disease, the therapeutic state of the art, and future options of treatment. The first half focuses on the role of the immune system, genetic factors, and intestinal microflora in IBD.

2007. XIII, 230 p. (Falk Symposium, Volume 154) Hardcover
ISBN 978-1-4020-6115-8
▶ € 229,00 | £206,00
▶ *€ (D) 245,03 | € (A) 251,90 | sFr 328,50

Sale Price

▶ € 114,95 | £103,50
▶ *€ (D) 123,00 | € (A) 126,45 | sFr 153,50



9 781402 061158

J. A. Al-Tubaikh, University of Munich, Germany

Internal Medicine

An Illustrated Radiological Guide

This book explains how radiology can be a powerful tool for establishing the diagnosis of many internal medicine diseases. It examines more than 450 diseases, displaying radiological and clinical features in images and high-quality illustrations.

2010. XVI, 454 p. 720 illus., 86 in color. Hardcover
ISBN 978-3-642-03708-5
▶ € 179,95 | £162,00
▶ *€ (D) 192,55 | € (A) 197,95 | sFr 258,00

Sale Price

▶ € 89,95 | £81,00
▶ *€ (D) 96,25 | € (A) 98,95 | sFr 120,00



9 783642 037085

T. Athanasiou, St. Mary's Hospital, London, UK; H. Debas, UCSF Global Health Sciences, San Francisco, CA, USA; A. Darzi, St. Mary's Hospital, London, UK (Eds)

Key Topics in Surgical Research and Methodology

Key Topics in Surgical Research and Methodology represents a comprehensive reference text accessible to surgeons at all levels embarking on an academic career. Key themes emphasize and summarize the text in this valuable resource.

2010. XXXI, 1019 p. 150 illus., 130 in color. Hardcover
ISBN 978-3-540-71914-4
▶ € 199,95 | £180,00
▶ *€ (D) 213,95 | € (A) 219,95 | sFr 287,00

Sale Price

▶ € 99,95 | £90,00
▶ *€ (D) 106,95 | € (A) 109,95 | sFr 133,50



9 783540 719144

A. L. Baert, University Hospital Gasthuisberg, Leuven, Belgium (Ed.)

Encyclopedia of Diagnostic Imaging

The aim of this comprehensive encyclopedia is to provide detailed information on diagnostic radiology contributing to the broad field of imaging. The simple A to Z format provides easy access to relevant information.

2008. XXVIII, 1966 p. 1334 illus. (In 2 volumes, not available separately)

ISBN 978-3-540-35278-5

► € 699,00 | £629,00

► *€ (D) 747,93 | € (A) 768,90 | sFr 1002,50

Sale Price

► € 359,00 | £323,50

► *€ (D) 384,13 | € (A) 394,90 | sFr 478,00



9 783540 352785

Y.-W. Bahk, Sung Ae General Hospital, Seoul, Korea

Combined Scintigraphic and Radiographic Diagnosis of Bone and Joint Diseases

Foreword by: H. Wagner

The third edition of Combined Scintigraphic and Radiographic Diagnosis of Bone and Joint Diseases has been comprehensively rewritten and rearranged. It now encompasses, in addition to the bone and joint diseases described in the two earlier editions, hitherto unpublished novel applications of pinhole scanning to the diagnosis of a broader spectrum of skeletal disorders than ever before, including those of the soft tissues.

A large number of state-of-the-art scans and corroboratory images obtained using CT, MRI and/or sonography are presented side by side.

3rd, rev. and enlarged ed. 2007. XX, 538 p. 1398 illus., 16 in color. Hardcover

ISBN 978-3-540-22880-6

► € 124,95 | £112,50

► *€ (D) 133,70 | € (A) 137,45 | sFr 166,50

Sale Price

► € 124,95 | £112,50

► *€ (D) 133,70 | € (A) 137,45 | sFr 166,50



9 783540 228806

M. R. Barratt, S. L. Pool, NASA Johnson Space Center, Houston, TX, USA (Eds)

Principles of Clinical Medicine for Space Flight

Over the years, a large body of knowledge has developed regarding the ways in which space flight affects the health of the personnel involved. Now, for the first time, this clinical knowledge on how to diagnose and treat conditions that either develop during a mission or because of a mission has been compiled by Drs. Michael Barratt and Sam L. Pool of the NASA/Johnson Space Center. Complete with detailed information on the physiological and psychological affects of space flight as well as how to diagnose and treat everything from dental concerns to decompression to dermatological problems encountered, this text is a must have for all those associated with aerospace medicine.

2008. XIV, 602 p. 150 illus. Hardcover

ISBN 978-0-387-98842-9

► € 154,95 | £139,50

► *€ (D) 165,80 | € (A) 170,45 | sFr 240,50

Sale Price

► € 79,95 | £72,00

► *€ (D) 85,55 | € (A) 87,95 | sFr 106,50



9 780387 988429

K. N. Bax, Erasmus Medical Centre Sophia, Rotterdam, The Netherlands; K. Georgeson, Children's Hospital of Alabama, Birmingham, AL, USA; S. S. Rothenberg, The Rocky Mountain Hospital for Children, Denver, CO, USA; J.-S. Valla, Hôpital Lénval, Nice, France; C. K. Yeung, Chinese University of Hong Kong, Hong Kong (Eds)

Endoscopic Surgery in Infants and Children

This book mirrors the progress that has been made in Endoscopic surgery in the past 15 years. It is an unparalleled reference work on endoscopic surgical techniques in children. About 1000 drawings and color photographs instructively illustrate many procedures.

2008. XXVIII, 834 p. 1080 illus., 485 in color.

Hardcover

ISBN 978-3-540-00115-7

► € 389,00 | £350,00

► *€ (D) 416,23 | € (A) 427,90 | sFr 558,00

Sale Price

► € 194,95 | £175,50

► *€ (D) 208,60 | € (A) 214,44 | sFr 260,00



9 783540 001157

H. G. Beger, University of Ulm, Germany; S. Matsuno, Tohoku University, Sendai, Japan; J. L. Cameron, Johns Hopkins University, Baltimore, MD, USA (Eds)

Diseases of the Pancreas

Current Surgical Therapy

This book is based on the latest comprehensive knowledge in molecular mechanism of pancreatic disease. There is detailed description of diagnosis and treatment, and the book is abundantly illustrated with approximately 300 color illustrations.

2008. XXII, 950 p. 400 illus. in color. Hardcover

ISBN 978-3-540-28655-4

► € 279,00 | £251,00

► *€ (D) 298,53 | € (A) 306,90 | sFr 400,00

Sale Price

► € 139,95 | £126,00

► *€ (D) 149,75 | € (A) 153,94 | sFr 186,50



9 783540 286554

M. Benson, Orthopaedic Centre, Oxford, UK; J. Fixsen, Great Ormond Street Hospital for Sick Children, London, UK; M. Macnicol, Royal Hospital for Sick Children, Edinburgh, UK; K. Parsch, Olgahospital, Stuttgart, Germany (Eds)

Children's Orthopaedics and Fractures

3rd ed. 2009. XVI, 868 p. 1100 illus., 600 in color.

Cloth bound

ISBN 978-1-84882-610-6

► € 149,95 | £135,00

► *€ (D) 160,45 | € (A) 164,95 | sFr 215,00

Sale Price

► € 76,95 | £69,99

► *€ (D) 82,34 | € (A) 84,65 | sFr 102,50



9 781848 826106

S. Berkowitz, The Professional Center, South Miami, FL, USA (Ed.)

Cleft Lip and Palate

Diagnosis and Management

The second edition of Cleft Lip and Palate: Diagnosis and Management is an unparalleled review of treatment concepts in all areas of cleft involvement presented by an international team of experienced clinicians. This text can never be duplicated since it largely consists of longitudinal facial and palatal growth studies of dental casts, photographs, panoraxes and cephalographs from birth to adolescence. Throughout all growth and treatment concepts, the need for differential diagnosis in treatment planning has been underscored.

2nd ed. 2006. XXXIV, 800 p. 478 illus., 278 in color. Hardcover

ISBN 978-3-540-23409-8

► € 529,00 | £476,00

► *€ (D) 566,03 | € (A) 581,90 | sFr 759,00

Sale Price

► € 269,00 | £242,50

► *€ (D) 287,83 | € (A) 295,90 | sFr 358,50



9 783540 234098

U. Bick, F. Diekmann, Charité, Humboldt University, Berlin, Germany (Eds)

Digital Mammography

This reference details all aspects of digital mammography including detector technology, image processing, computer-aided diagnosis, soft-copy reading, digital workflow and PACS. It thoroughly discusses new techniques and addresses likely future developments.

2010. XVI, 220 p. 132 illus., 32 in color. (Medical Radiology / Diagnostic Imaging) Hardcover
ISBN 978-3-540-78449-4

► € 239,00 | £215,00

► *€ (D) 255,73 | € (A) 262,90 | sFr 343,00

Sale Price

► € 119,95 | £108,00

► *€ (D) 128,35 | € (A) 131,95 | sFr 160,00



9 783540 784494

H.-J. Biersack, Klinik und Poliklinik für Nuklearmedizin, Bonn, Germany; L. M. Freeman, Montefiore Medical Center, New York, NY, USA (Eds)

Clinical Nuclear Medicine

The modern practice of nuclear medicine is now well into its seventh decade. Its strength in depicting physiology and function has always complemented the sister anatomic modalities in use, such as CT, MRI and ultrasound. With the incredible development of PET/CT, this is evident now more than ever. Clinical Nuclear Medicine is a unique European/American joint venture that focuses on the universal state of the art in both diagnostic and therapeutic radionuclide methodology. Pertinent clinical applications are emphasized rather than attempting to cover everything included in the several large comprehensive texts available in the field.

2007. XXVIII, 548 p. 310 illus., 263 in color. Hardcover
ISBN 978-3-540-28025-5

► € 199,95 | £180,00

► *€ (D) 213,95 | € (A) 219,95 | sFr 287,00

Sale Price

► € 99,95 | £90,00

► *€ (D) 106,95 | € (A) 109,95 | sFr 133,50



9 783540 280255

H. Blum, University Clinic Freiburg, Germany; D. Cox, University of Alberta, Edmonton, AB, Canada; D. Häussinger, University Clinic, Düsseldorf, Germany; P. Jansen, Academic Medical Center, Amsterdam, The Netherlands; G. Kullack-Ublick, University Hospital Zürich, Switzerland (Eds)

Genetics in Liver Disease

This book is the proceedings of the Falk Symposium No.156 on 'Genetics in Liver Disease', part of the XIII International Liver Week 2006 held in Freiburg, Germany, 7 October 2006. The first section covers the basic aspects of genetic diagnosis, pharmacogenetics, micro-arrays and their relevance for liver diseases, including viral hepatitis, hepatocellular carcinoma, and gallstone diseases. In the second section, the most important hereditary liver diseases are discussed, including haemochromatosis, Wilson disease, alpha-1-antitrypsin deficiency, porphyrias and cystic fibrosis.

2007. XI, 178 p. (Falk Symposium, Volume 156) Hardcover

ISBN 978-1-4020-6392-3

► € 174,95 | £157,50

► *€ (D) 187,20 | € (A) 192,45 | sFr 271,50

Sale Price

► € 89,95 | £81,00

► *€ (D) 96,25 | € (A) 98,95 | sFr 120,00



9 781402 063923

U. Blume-Peytavi, Charité - Universitätsmedizin Berlin, Germany; D. A. Whiting, The Hair and Skin Research and Treatment Center, Dallas, TX, USA; R. M. Trüeb, University Hospital Zurich, Switzerland (Eds)

Hair Growth and Disorders

Written by world-renowned experts, this lavishly illustrated textbook provides the latest scientific aspects of hair biology. It contains up to date knowledge on hair diagnosis and treatment options as well as hair removal and restoration techniques.

2008. XXVI, 564 p. 296 illus., 269 in color. Hardcover
ISBN 978-3-540-46908-7

► € 169,95 | £153,00

► *€ (D) 181,85 | € (A) 186,95 | sFr 244,00

Sale Price

► € 86,95 | £78,50

► *€ (D) 93,04 | € (A) 95,65 | sFr 116,00



9 783540 469087

A. Bonakdarpour, W. R. Reinus, J. S. Khurana, Temple University, Philadelphia, PA, USA (Eds)

Diagnostic Imaging of Musculoskeletal Diseases

A Systematic Approach

New technologies allow radiology to address diseases that affect not only the skeleton but also the muscles, ligaments, tendons and cartilaginous structures within joints. This text on radiology contains all the latest and essential information in the field.

2010. X, 667 p. 113 illus. in color. Hardcover
ISBN 978-1-58829-947-5

► € 179,95 | £162,00

► *€ (D) 192,55 | € (A) 197,95 | sFr 258,00

Sale Price

► € 89,95 | £81,00

► *€ (D) 96,25 | € (A) 98,95 | sFr 120,00



9 781588 299475

J. Bosch, University of Barcelona, Spain;
A. Burroughs, Royal Free Hospital, London, UK;
F. Lammert, University of Bonn, Germany; D. Lebrech,
Hôpital Beaujon, Clichy, France; T. Sauerbruch,
University of Bonn, Germany (Eds)

Liver Cirrhosis: From Pathophysiology to Disease Management

2008. XIII, 334 p. (Falk Symposium, Volume 162)

ISBN 978-1-4020-8655-7

► € 199,95 | £ 180,00

► *€ (D) 213,95 | € (A) 219,95 | sFr 287,00

Sale Price

► € 99,95 | £ 90,00

► *€ (D) 106,95 | € (A) 109,95 | sFr 133,50



9 781402 086557

E. Brehmer-Andersson, Stockholm, Sweden

Dermatopathology

Dermatopathology is a field of increasing importance for pathologists as well as dermatologists. This book introduces the principles of microscopic pathology of acquired skin diseases in a concise, yet comprehensive manner. The underlying mechanisms of the different diseases are discussed with reference to modern knowledge about immunology, molecular biology, and inflammatory response to infections and injury. It focuses on relevant processes in basic pathology in those skin diseases the practitioner is confronted with in his daily practice together with short clinical descriptions and case studies. The accompanying picture CD-ROM allows for enlargement of the illustrations. The book is of interest to residents and practicing pathologists and dermatologists alike.

2006. XVIII, 254 p. 445 illus. With CD-ROM. Hardcover

ISBN 978-3-540-30245-2

► € 184,95 | £ 166,50

► *€ (D) 197,90 | € (A) 203,45 | sFr 265,50

Sale Price

► € 89,95 | £ 81,00

► *€ (D) 96,25 | € (A) 98,95 | sFr 120,00



9 783540 302452

B. J. Canning, Johns Hopkins Asthma and Allergy Center, Baltimore, MD, USA; D. Spina, The Sackler Institute, Guy's Campus, King's College, London, UK (Eds)

Sensory Nerves

The intention of this book is to provide a comprehensive and contemporary review of the biology of sensory nerves. The book is unique, as it comprehensively covers the role of sensory nerves across many therapeutic areas.

2009. XII, 624 p. 3 illus. in color. (Handbook of Experimental Pharmacology, Volume 194) Hardcover
ISBN 978-3-540-79089-1

► € 389,00 | £ 350,00

► *€ (D) 416,23 | € (A) 427,90 | sFr 558,00

Sale Price

► € 194,95 | £ 175,50

► *€ (D) 208,60 | € (A) 214,44 | sFr 260,00



9 783540 790891

A. Cantani, University of Rome, Italy

Pediatric Allergy, Asthma and Immunology

Pediatric Allergy, Asthma and Immunology reflects the rapid progress in one of the most intriguing fields of medicine. The book offers state-of-the-art information on basic immunology, fetal-neonatal immunology, genetic and environmental predisposing factors, epidemiology and natural history of atopic diseases, and allergy diagnosis. Extensive coverage is devoted to skin conditions and food allergy, asthma, rhinitis, specific immunotherapy, eye disorders, sinusitis and secretory otitis media, drug allergies, and anaphylaxis. Fascinating chapters explore such topics as autoimmune diseases, primary immunodeficiencies, pediatric HIV infection, malnutrition and the immune system.

2008. XXXII, 1619 p. 728 illus., 341 in color. Hardcover
ISBN 978-3-540-20768-9

► € 599,00 | £ 539,00

► *€ (D) 640,93 | € (A) 658,90 | sFr 859,00

Sale Price

► € 309,00 | £ 278,50

► *€ (D) 330,63 | € (A) 339,90 | sFr 411,50



9 783540 207689

A. Cardesa, University of Barcelona, Spain;
P. J. Slootweg, University Medical Center St. Radboud, Nijmegen, The Netherlands (Eds)

Pathology of the Head and Neck

Head and neck pathology is increasingly becoming an attractive field for the new generations of pathologists, fully aware that in the era of specialization the information contained in the treatise of general surgical pathology, although extremely valuable to create the basis of their knowledge, does not provide in its full picture the specific knowledge required to meet current diagnostic and prognostic requirements. The book Pathology of the Head and Neck presents in a single volume the most pertinent and updated information needed by the interested readers. Its contents have been divided into ten chapters.

2006. XXII, 316 p. 308 illus., 303 in color. Hardcover
ISBN 978-3-540-30628-3

► € 194,95 | £ 175,50

► *€ (D) 208,60 | € (A) 214,45 | sFr 279,50

Sale Price

► € 99,95 | £ 90,00

► *€ (D) 106,95 | € (A) 109,95 | sFr 133,50



9 783540 306283

B. I. Carr, Thomas Jefferson University Hospital, Philadelphia, PA, USA (Ed.)

Hepatocellular Carcinoma

Diagnosis and Treatment

Hepatocellular cancer is the fifth most common cancer. This book thoroughly updates and expands upon the critically acclaimed first edition with all the latest developments in the diagnosis and treatment of primary liver cancer.

2nd ed. 2010. XVI, 416 p. (Current Clinical Oncology) Hardcover

ISBN 978-1-60327-373-2

► € 159,95 | £ 144,00

► *€ (D) 171,15 | € (A) 175,95 | sFr 229,50

Sale Price

► € 79,95 | £ 72,00

► *€ (D) 85,55 | € (A) 87,95 | sFr 106,50



9 781603 273732

A. Celli, L. Celli, University of Modena, Italy;
B. F. Morrey, Mayo Medical School, Rochester, MN,
USA (Eds)

Treatment of Elbow Lesions

New Aspects in Diagnosis and Surgical Techniques

The complexity of elbow anatomy and function often leads to an adverse response to traumatic and inflammatory conditions. For this reason, many standard orthopaedic texts advise caution regarding the surgical management of traumatic and degenerative lesions. The aim of this book is to didactically describe the different pathologies of the elbow and their surgical treatment, thus helping to reduce the incidence of complications such as stiff elbow, heterotypic bone and joint instability, and degenerative arthritis.

2008. XII, 336 p. Hardcover
ISBN 978-88-470-0317-0

► € 159,95 | £144,00
► *€ (D) 171,15 | € (A) 175,95 | sFr 229,50

Sale Price

► € 79,95 | £72,00
► *€ (D) 85,55 | € (A) 87,95 | sFr 106,50



9 788847 003170

K.-L. Chan, University of Ottawa, ON, Canada;
J. M. Embil, University of Manitoba, Winnipeg, MB,
Canada (Eds)

Endocarditis

Diagnosis and Management

„Endocarditis: Diagnosis and Management“ provides an up-to-date approach to the diagnosis and management of endocarditis based on a critical analysis of the recent studies. The book is structured in a format that is easy to follow, clinically relevant and evidence based.

2006. XII, 260 p. 62 illus., 44 in color. Hardcover
ISBN 978-1-84628-452-6

► € 154,95 | £90,00
► *€ (D) 165,80 | € (A) 170,45 | sFr 222,50

Sale Price

► € 79,95 | £72,00
► *€ (D) 85,55 | € (A) 87,95 | sFr 106,50



9 781846 284526

A. E. Chang, University of Michigan, Ann Arbor, MI,
USA; P. A. Ganz, University of California, Los Angeles,
CA, USA; D. F. Hayes, University of Michigan, Ann
Arbor, MI, USA; T. Kinsella, Case Western Reserve
University, Cleveland, OH, USA; H. I. Pass, New York
University School of Medicine, New York, NY, USA;
J. H. Schiller, University of Wisconsin, Madison, WI,
USA; R. M. Stone, Harvard Medical School, Boston,
MA, USA; V. Strecher, University of Michigan, Ann
Arbor, MI (Eds)

Oncology

An Evidence-Based Approach

2006. XLII, 2022 p. 200 illus. Hardcover
ISBN 978-0-387-24291-0

► € 189,95 | £171,00
► *€ (D) 203,25 | € (A) 208,95 | sFr 272,50

Sale Price

► € 99,95 | £90,00
► *€ (D) 106,95 | € (A) 109,95 | sFr 133,50



9 780387 242910

R. Chhem, University of Western Ontario, London,
ON, Canada; D. Brothwell, The University of York, UK

Paleoradiology

Imaging Mummies and Fossils

Paleoradiology is the use of X-rays and advanced medical imaging modalities in the evaluation of ancient human and animal skeletons as well as biological materials from archaeological sites. Paleoradiological studies have been performed on mummies, skeletal remains and fossils to determine their sex and age at death. “Diagnostic paleoradiology” is the use of X-ray studies to detect ancient diseases.

2008. XX, 163 p. 390 illus., 50 in color. Hardcover
ISBN 978-3-540-48832-3

► € 149,95 | £135,00
► *€ (D) 160,45 | € (A) 164,95 | sFr 215,00

Sale Price

► € 76,95 | £69,99
► *€ (D) 82,34 | € (A) 84,65 | sFr 102,50



9 783540 488323

W.-T. Chiu, Taipei Medical University-Wan Fang
Hospital, Taipei, Taiwan; M.-C. Kao, C.-C. Hung,
National Taiwan University Hospital, Taipei, Taiwan;
S.-Z. Lin, China Medical University Hospital,
Taichung, Taiwan; H.-J. Chen, E-Da Hospital / I-Shou
University, Kaohsiung County, Taiwan; S. F. Tang,
Chang Gung University, Chang Gung Memorial
Hospital, Taipei, Taiwan; B. J. Hoffer, National
Institutes of Health (NIH), Baltimore, MD, USA;
Y.-H. Chiang, Taipei Medical University-Wan Fang
Hospital, Taipei, Taiwan (Eds)

Reconstructive Neurosurgery

International experts present in this volume advances in reconstructive neurosurgery focusing on the fields of neurotrauma and neurodegenerative disorders. The highlights include building an international strategy for risk reduction.

2008. IX, 177 p. (Acta Neurochirurgica
Supplementum, Supplement 101) Hardcover
ISBN 978-3-211-78204-0

► € 179,95 | £162,00
► *€ (D) 192,55 | € (A) 197,95 | sFr 258,00

Sale Price

► € 89,95 | £81,00
► *€ (D) 96,25 | € (A) 98,95 | sFr 120,00



9 783211 782040

P.-A. Clavien, University Hospital Zürich, Switzerland;
M. G. Sarr, Mayo Clinic Rochester, MN, USA; Y. Fong,
Memorial Sloan-Kettering Cancer Center, New York,
NY, USA (Eds)

Atlas of Upper Gastrointestinal and Hepato-Pancreato-Biliary Surgery

This illustrated atlas covers the technical aspects of all important procedures of the upper abdomen. Each procedure is associated with a short comment regarding indications of the various operative steps and experts share their experience step-by-step.

2007. XXVIII, 990 p. 950 illus., 500 in color. Hardcover
ISBN 978-3-540-20004-8

► € 389,00 | £350,00
► *€ (D) 416,23 | € (A) 427,90 | sFr 558,00

Sale Price

► € 194,95 | £175,50
► *€ (D) 208,60 | € (A) 214,44 | sFr 260,00




9 783540 200048

D. K. Coats, Texas Children's Hospital, Houston, TX, USA; S. E. Olitsky, Children's Mercy Hospitals and Clinics, Kansas City, MO, USA

Strabismus Surgery and its Complications

This comprehensive atlas and textbook on strabismus surgery and its complications provides complete instruction for the surgical management of the strabismus patient. The text is lavishly illustrated with artwork and photographs, and supported by sample references.

 2007. XVI, 318 p. 479 illus., 149 in color. With DVD. Hardcover
ISBN 978-3-540-32703-5
▶ € 229,00 | £206,00
▶ * € (D) 245,03 | € (A) 251,90 | sFr 328,50

Sale Price

▶ € 114,95 | £103,50
▶ * € (D) 123,00 | € (A) 126,45 | sFr 153,50



9 783540 327035

A. Comarú Pasqualotto (Ed.)

Aspergillosis: from diagnosis to prevention

Aspergillosis is an infection that mostly affects the respiratory system but can involve any other system in the body. This book examines the current state of the art in the prevention, diagnosis, therapy and management of all forms of aspergillosis.

2010. XIX, 1027 p. Hardcover
ISBN 978-90-481-2407-7
▶ € 199,95 | £180,00
▶ * € (D) 213,95 | € (A) 219,95 | sFr 287,00

Sale Price

▶ € 99,95 | £90,00
▶ * € (D) 106,95 | € (A) 109,95 | sFr 133,50



9 789048 124077

Z. Czernicki, A. Baethmann, U. Ito, Y. Katayama, T. Kuroiwa, A. D. Mendelow (Eds)

Brain Edema XIV

The nearly 100 papers written by internationally recognized experts cover the broad spectrum of brain edema and tissue injury problems. The main topics treated are: ischemia and the blood-brain barrier disorders – hydrocephalus - subarachnoid hemorrhage and intracerebral hemorrhage - imaging and diagnosis - trauma and brain tissue injury - tumor - treatment – nanoparticles and brain edema.

2010. XIII, 403 p. 155 illus., 32 in color. (Acta Neurochirurgica Supplementum, Supplement 106) Hardcover
ISBN 978-3-211-98758-2
▶ € 199,95 | £180,00
▶ * € (D) 213,95 | € (A) 219,95 | sFr 287,00

Sale Price

▶ € 99,95 | £90,00
▶ * € (D) 106,95 | € (A) 109,95 | sFr 133,50



9 783211 987582

H. Dancygier, University of Frankfurt, Offenbach, Germany

Clinical Hepatology

Principles and Practice of Hepatobiliary Diseases

This clear and comprehensive coverage of the etiology, disease mechanisms, diagnosis, and management of the entire spectrum of liver and biliary disorders also affords an excellent, evidence-based review of the expanding field of hepatobiliary diseases.

2010. XXVIII, 1642 p. 461 illus., 398 in color. (2-volume-set)
ISBN 978-3-642-04510-3
▶ € 249,00 | £224,00
▶ * € (D) 266,43 | € (A) 273,90 | sFr 386,50

Sale Price

▶ € 124,95 | £112,50
▶ * € (D) 133,70 | € (A) 137,45 | sFr 166,50




9 783642 045103

D. Delbeke, Vanderbilt University, Nashville, TN, USA; O. Israel, Technion-Israel Institute of Technology, Haifa, Israel (Eds)

Hybrid PET/CT and SPECT/CT Imaging

A Teaching File

This practical guide is a reference source of cases for images obtained on state-of-the-art integrated PET/CT and SPECT/CT imaging systems. It covers the full spectrum of clinical applications, and a raft of illustrations reinforces the key teaching points.

 2010. XXX, 762 p. 300 illus. in color. With CD-ROM. Hardcover
ISBN 978-0-387-92819-7
▶ € 149,95 | £135,00
▶ * € (D) 160,45 | € (A) 164,95 | sFr 215,00

Sale Price

▶ € 76,95 | £69,99
▶ * € (D) 82,34 | € (A) 84,65 | sFr 102,50



9 780387 928197

R. Delgado, Texas Heart Institute, Houston, TX, USA (Ed.)

Interventional Treatment of Advanced Ischemic Heart Disease

Associate editor: H. S. Arora

This heavily-illustrated text, most in color, focuses on the concept of the patient who has progressed to advanced states of ischemic heart diseases. It is a practical guide that offers the latest surgical and therapeutic advances.

2009. XIV, 154 p. 102 illus., 69 in color. Hardcover
ISBN 978-1-84800-394-1
▶ € 149,95 | £135,00
▶ * € (D) 160,45 | € (A) 164,95 | sFr 215,50

Sale Price

▶ € 76,95 | £69,99
▶ * € (D) 82,34 | € (A) 84,65 | sFr 102,50



9 781848 003941

M. F. Di Carli, M. J. Lipton, Brigham and Women's Hospital, Boston, MA, USA (Eds)

Cardiac PET and PET/CT Imaging

This book presents up-to-date information on cardiac PET and hybrid PET/CT. Each chapter takes a step-by-step approach, from basic principles of instrumentation, imaging, and protocols to advanced discussions of current and future clinical applications.

2007. XVIII, 470 p. 254 illus., 97 in color. Hardcover
ISBN 978-0-387-35275-6

► € 154,95 | £139,50
► *€ (D) 165,80 | € (A) 170,45 | sFr 222,50

Sale Price

► € 79,95 | £72,00
► *€ (D) 85,55 | € (A) 87,95 | sFr 106,50



9 780387 352756

A. M. Diehl, Duke University Medical Center, NC, USA; N. Hayashi, Osaka University School of Medicine, Japan; M. P. Manns, Medical School Hannover, Germany; T. Sauerbruch, University Clinic Bonn, Germany (Eds)

Chronic Hepatitis: Metabolic, Cholestatic, Viral and Autoimmune

This book is the proceedings of Falk Symposium 157, entitled 'Chronic Hepatitis: Metabolic, Cholestatic, Viral and Autoimmune', held in Freiburg, Germany, on 10--11 October 2006 (one of three symposia during the XIII Falk Liver Week 2006). It provides up-to-date information on new developments in the field of chronic hepatitis and its various entities. In recent decades we have learned how heterogeneous the clinical entity of chronic hepatitis has become.

2007. XIV, 272 p. (Falk Symposium, Volume 157)
Hardcover
ISBN 978-1-4020-6522-4

► € 164,95 | £148,50
► *€ (D) 176,50 | € (A) 181,45 | sFr 236,50

Sale Price

► € 79,95 | £72,00
► *€ (D) 85,55 | € (A) 87,95 | sFr 106,50



9 781402 065224

V. B. Donoghue, Children's University Hospital, Dublin, Ireland (Ed.)

Radiological Imaging of the Neonatal Chest

With contributions by numerous experts
Foreword by: A. Baert

This second, revised edition of "Radiological Imaging of the Neonatal Chest" provides a comprehensive and up-to-date discussion of the subject. It is written primarily from the point of view of the paediatric radiologist but will be of particular interest to all antenatal ultrasonographers, neonatologists, paediatric cardiologists, paediatricians and paediatric surgeons. It includes an update on clinical management and appraises the advantages of the various techniques available to image the newborn chest.

2nd. rev. ed. 2008. X, 366 p. 661 illus., 53 in color.
(Medical Radiology / Diagnostic Imaging) Hardcover
ISBN 978-3-540-33748-5

► € 149,95 | £135,00
► *€ (D) 160,45 | € (A) 164,95 | sFr 215,00

Sale Price

► € 76,95 | £69,99
► *€ (D) 82,34 | € (A) 84,65 | sFr 102,50



9 783540 337485

J.-F. Dufour, University of Bern, Switzerland; P.-A. Clavien, University of Zürich, Switzerland (Eds)

Signaling Pathways in Liver Diseases

This book focuses on signaling pathways that are particularly important in liver diseases. It features the work of world-renowned contributors who provide a comprehensive overview on recent progress in hepatology.

2nd ed. 2010. VIII, 578 p. 41 illus., 22 in color.
Hardcover
ISBN 978-3-642-00149-9

► € 179,95 | £162,00
► *€ (D) 192,55 | € (A) 197,95 | sFr 258,00

Sale Price

► € 89,95 | £81,00
► *€ (D) 96,25 | € (A) 98,95 | sFr 120,00



9 783642 001499

M. Eisenmann-Klein, Klinik für Plastische und Ästhetische Hand- und Wiederherstellungschirurgie am Caritas-Krankenhaus St. Josef Regensburg, Germany; C. Neuhann-Lorenz, IQUM, München, Germany (Eds)

Innovations in Plastic and Aesthetic Surgery

This inspiring text offers readers an overview of the latest findings in plastic and aesthetic surgery. Famous plastic surgeons from around the world contribute their most up-to-date research results and share their innovations in the field, many of which have not been published before.

2008. XVIII, 494 p. 1192 illus., 1096 in color.
Hardcover
ISBN 978-3-540-46321-4

► € 199,95 | £180,00
► *€ (D) 213,95 | € (A) 219,95 | sFr 287,00

Sale Price

► € 99,95 | £90,00
► *€ (D) 106,95 | € (A) 109,95 | sFr 133,50



9 783540 463214

A. H. Elgazzar, Kuwait University Health Sciences Center, Safat, Kuwait (Ed.)

The Pathophysiologic Basis of Nuclear Medicine

The new second edition of this book has been significantly expanded to meet the demands of the increasing new trend of molecular imaging. The book begins with some essential basic information on cell and molecules and an explanation of how radiopharmaceuticals are localized in various normal and abnormal tissues. A separate chapter on the basis of FDG uptake has been added. Diagnostic applications and their clinical utilization are then presented in several chapters designed to link the basic relevant knowledge of anatomy, physiology, and pathology to the clinical utilization of various scintigraphic studies.

2nd ed. 2006. XV, 566 p. Hardcover
ISBN 978-3-540-23992-5

► € 249,00 | £224,00
► *€ (D) 266,43 | € (A) 273,90 | sFr 357,00

Sale Price

► € 124,95 | £112,50
► *€ (D) 133,70 | € (A) 137,45 | sFr 166,50



9 783540 239925

A. G. Farman, The University of Louisville, KY, USA (Ed.)

Panoramic Radiology

Seminars on Maxillofacial Imaging and Interpretation

Panoramic radiology systems are currently being used in more practices than at other any time in the past. The practitioner now has decisions to make regarding detector technology selection for image acquisition and must remain informed about appropriate usage. This book is applicable to all panoramic dental images and equipment. It approaches panoramic radiology usage in the context of general and specialty applications.

2007. XIV, 232 p. 178 illus., 120 in color. Hardcover ISBN 978-3-540-46229-3

▶ € 194,95 | £175,50

▶ *€ (D) 208,60 | € (A) 214,45 | sFr 302,50

Sale Price

▶ € 99,95 | £90.00

▶ *€ (D) 106,95 | € (A) 109,95 | sFr 133,50



9 783540 462293

I. Ferkolj, Medical Centre Ljubijana, Slovenia;
P. R. Galle, Klinikum der Universität, Mainz, Germany;
A. Gangl, Medizinisch Universität Wien, Austria;
B. Vucelic, University Hospital Rebrow, Zagreb, Croatia (Eds)

Pathogenesis and Clinical Practice in Gastroenterology

2008. 304 p. (Falk Symposium, Volume 160) ISBN 978-1-4020-8766-0

▶ € 149,95 | £135,00

▶ *€ (D) 160,45 | € (A) 164,95 | sFr 215,50

Sale Price

▶ € 76,95 | £69,99

▶ *€ (D) 82,34 | € (A) 84,65 | sFr 102,50



9 781402 087660

F. Fitzal, Medical University of Vienna, Austria;
P. Schrenk, AKH Linz (Eds)

Oncoplastic Breast Surgery

A Guide to Clinical Practice

Illustrations by: B. Ammerer

This atlas contains over 400 photos and illustrations and step-by-step lectures. It includes special considerations for each technique, including upper pedicle and Lejour technique, lower and medial/lateral pedicles (Hall-Findlay) or the round block technique.

2010. XIV, 242 p. 427 illus. in color. Hardcover ISBN 978-3-211-99316-3

▶ € 239,95 | £216,00

▶ *€ (D) 256,75 | € (A) 263,94 | sFr 344,00

Sale Price

▶ € 119,95 | £108,00

▶ *€ (D) 128,35 | € (A) 131,95 | sFr 160,00



9 783211 993163

T. J. Fogarty, Stanford University Medical Center, Stanford, CA, USA; R. A. White, Harbor-UCLA Medical Center, Torrance, CA, USA (Eds)

Peripheral Endovascular Interventions

This broad-ranging book offers a comprehensive review of the rapidly advancing field of endovascular therapy. Written by internationally recognized authorities in the field, it reflects the operative nature of many of the new endovascular therapies.

3rd ed. 2010. XIX, 746 p. 280 illus., 100 in color. Hardcover ISBN 978-1-4419-1386-9

▶ € 149,95 | £135,00

▶ *€ (D) 160,45 | € (A) 164,95 | sFr 215,50

Sale Price

▶ € 76,95 | £69,99

▶ *€ (D) 82,34 | € (A) 84,65 | sFr 102,50



9 781441 913869

F. D. Fragiskos, University of Athens, Greece

Oral Surgery

This book is a must for every dental library. It covers a wide range of topics in oral surgery with detailed, step-by-step analysis of surgical techniques, with many examples. It is a necessary practical guide for both the inexperienced and experienced dentist.

2007. XVI, 367 p. 1307 illus., 1141 in color. Hardcover ISBN 978-3-540-25184-2

▶ € 299,00 | £269,00

▶ *€ (D) 319,93 | € (A) 328,90 | sFr 429,00

Sale Price

▶ € 149,95 | £135,00

▶ *€ (D) 160,45 | € (A) 164,94 | sFr 200,00



9 783540 251842

A. E. Fraire, University of Massachusetts Medical School, Worcester, MA, USA; P. T. Cagle, R. S. Irwin, University of Massachusetts Medical School, Worcester, MA, USA; D. R. Mody, The Methodist Hospital/Cornell University/Weill Medical College, Houston, TX, USA; A. Ernst, The Beth Israel Deaconess Medical Center and Harvard Medical School, Boston, MA, USA; S. Blackmon, The Methodist Hospital, Houston, TX, USA; T. C. Allen, The University of Texas Health Science Center at Tyler, TX, USA; M. K. Dishop, Texas Children's Hospital, Houston, TX, USA (Eds)

Atlas of Neoplastic Pulmonary Disease

Pathology, Cytology, Endoscopy and Radiology

2010. XII, 164 p. 320 illus. in color. Hardcover ISBN 978-0-387-89838-4

▶ € 169,95 | £153,00

▶ *€ (D) 181,85 | € (A) 186,95 | sFr 244,00

Sale Price

▶ € 86,95 | £78,50

▶ *€ (D) 93,04 | € (A) 95,65 | sFr 116,00



9 780387 898384

M. Gallucci, University of L'Aquila, Italy; **S. Capoccia**, S. Maria della Stella Hospital, Orvieto, Italy;

A. Catalucci, S. Salvatore Hospital, L'Aquila, Italy

Radiographic Atlas of Skull and Brain Anatomy

The book is very innovative, offering a detailed, original representation of normal anatomy of the skull and brain with more than 892 figures in black and white and colours. Plan X Ray, high resolution CT and MRI cuts on conventional planes are collected together with tridimensional reformatted images and with functional studies. Brain, skull, ear, orbit and vascular anatomy are treated in the same book, following systematic designs rather than technique dependent representations. High quality images are supported with extreme care in detail labeling and with colour drawings and schemes.

2007. X, 362 p. 794 illus., 179 in color. Hardcover
ISBN 978-3-540-34190-1

► € 169,95 | £134,50

► *€ (D) 181,85 | € (A) 186,95 | sFr 244,00

Sale Price

► € 86,95 | £78.50

► *€ (D) 93,04 | € (A) 95,65 | sFr 116,00



9 783540 341901

V. S. Georgiev, National Institutes of Health, Bethesda, MD, USA

National Institute of Allergy and Infectious Diseases, NIH

Volume 2: Impact on Global Health

Foreword by: **A. S. Fauci**, National Institutes of Health, Bethesda, MD, USA

This volume covers the scientific aspects of the entire portfolio of NIAID, including microbiology and infectious disease, HIV/AIDS, and immunology and vaccines. All major diseases and the relevant immunology and vaccine development are described in detail.

2009. X, 800 p. 6 illus., 5 in color. (Infectious Disease) Hardcover

ISBN 978-1-60327-296-4

► € 149,95 | £135,00

► *€ (D) 160,45 | € (A) 164,95 | sFr 215,00

Sale Price

► € 76,95 | £69.99

► *€ (D) 82,34 | € (A) 84,65 | sFr 102,50



9 781603 272964

M. Gerlach, **J. Deckert**, University of Würzburg; **K. Double**, Prince of Wales Medical Research Institute, Randwick, NSW, Australia; **E. Koutsilieri**, Klinik und Poliklinik für Psychiatrie und Psychotherapie, Würzburg (Eds)

Neuropsychiatric Disorders

An Integrative Approach

This multidisciplinary book includes current research papers and reviews in the areas of basic neuroscience, neural mechanisms underlying neurodegenerative disorders, such as Parkinson's and Alzheimer's disease and new approaches for neuroprotective treatments, clinical, neurobiological and treatment aspects of psychiatric disorders, such as attention deficit-hyperactivity disorders and schizophrenia, and therapeutic drug-monitoring of antidepressants.

2007. IX, 341 p. 109 illus. (Journal of Neural Transmission. Supplementa, Supplement 72) Hardcover

ISBN 978-3-211-73573-2

► € 169,95 | £153,00

► *€ (D) 181,85 | € (A) 186,95 | sFr 244,00

Sale Price

► € 86,95 | £78.50

► *€ (D) 93,04 | € (A) 95,65 | sFr 116,00



9 783211 735732

P. A. Gevenois, **P. d. Vuyst**, University of Brussels, Belgium (Eds)

Imaging of Occupational and Environmental Disorders of the Chest

Offers a comprehensive approach to modern imaging of environmental and occupational diseases of the chest Pays particular attention to the role of computed tomography in the detection of early subclinical abnormalities Considers new groups of workers at risk of exposure to agents that may cause pneumoconiosis Written by internationally acclaimed experts

2006. X, 305 p. 289 illus., 47 in color. (Medical Radiology / Diagnostic Imaging) Hardcover

ISBN 978-3-540-21343-7

► € 174,95 | £157,50

► *€ (D) 187,20 | € (A) 192,45 | sFr 251,00

Sale Price

► € 89,95 | £81.00

► *€ (D) 96,25 | € (A) 98,95 | sFr 120,00



9 783540 213437

J.-C. Givel, University Hospital Lausanne, Switzerland; **N. J. Mortensen**, The John Radcliffe Hospital Oxford, UK; **B. Roche** (Eds)

Anorectal and Colonic Diseases

A Practical Guide to their Management

This fully revised new edition focuses on the clinical, diagnostic, and therapeutic aspects of conditions encountered by the coloproctologist and gastroenterological surgeon, who are faced with an increasing number of precise and specific treatment modalities.

3rd ed. 2010. XXII, 818 p. 482 illus., 400 in color. With DVD. Hardcover
ISBN 978-3-540-69418-2

► € 249,00 | £224,00

► *€ (D) 266,43 | € (A) 273,90 | sFr 357,00

Sale Price

► € 124,95 | £112.50

► *€ (D) 133,70 | € (A) 137,45 | sFr 166,50



9 783540 694182

P. P. Godbole, Sheffield Children's NHS Trust, Sheffield, UK (Ed.)

Pediatric Endourology Techniques

This book with DVD comprehensively covers the practical aspects of the various endourological procedures in children. The interactive nature not only gives the theoretical aspects but, also, the technical aspects of the procedures involved to enable the surgeon to read and watch the procedure beforehand, including some helpful tips and tricks to make the procedure easier and safer. Audiovisual aids serve as a very useful adjunct to the training process. A ready reference manual, this book does not cover the theory of the underlying conditions (for which there are excellent textbooks).

2007. XII, 140 p. 70 illus. With DVD. Hardcover
ISBN 978-1-84628-386-4

► € 169,95 | £153,00

► *€ (D) 181,85 | € (A) 186,95 | sFr 244,00

Sale Price

► € 86,95 | £78.50

► *€ (D) 93,04 | € (A) 95,65 | sFr 116,00



9 781846 283864

J. Golzarian, S. Sun, M. J. Sharafuddin, University of Iowa Hospitals and Clinics, Iowa City, IA, USA (Eds)

Vascular Embolotherapy

A Comprehensive Approach, Volume 1: General Principles, Chest, Abdomen, and Great Vessels

With contributions by numerous experts

Foreword by: A. Baert

Endovascular embolization therapy has made remarkable progress during the past two decades, driven primarily by improvements in digital imaging, breakthroughs in microcatheter technology and coil design, and the development of new embolic materials. Initially employed in the management of musculoskeletal trauma, embolization therapy now has a wide range of applications.

2006. XII, 309 p. 404 illus., 43 in color. (Medical Radiology / Diagnostic Imaging) Hardcover
ISBN 978-3-540-21361-1

▶ € 174,95 | £157,50

▶ *€ (D) 187,20 | € (A) 192,45 | sFr 251,00

Sale Price

▶ € 89,95 | £81.00

▶ *€ (D) 96,25 | € (A) 98,95 | sFr 120,00



J. Golzarian, S. Sun, M. J. Sharafuddin, University of Iowa Hospitals and Clinics, Iowa City, IA, USA (Eds)

Vascular Embolotherapy

A Comprehensive Approach, Volume 2: Oncology, Trauma, Gene Therapy, Vascular Malformations, and Neck

With contributions by numerous experts

Endovascular embolization therapy has made remarkable progress during the past two decades, driven primarily by improvements in digital imaging, breakthroughs in microcatheter technology and coil design, and the development of new embolic materials. Initially employed in the management of musculoskeletal trauma, embolization therapy now has a wide range of applications.

2006. XII, 338 p. 356 illus., 26 in color. (Medical Radiology / Diagnostic Imaging) Hardcover
ISBN 978-3-540-21491-5

▶ € 174,95 | £157,50

▶ *€ (D) 187,20 | € (A) 192,45 | sFr 251,00

Sale Price

▶ € 89,95 | £81.00

▶ *€ (D) 96,25 | € (A) 98,95 | sFr 120,00



R. Greil, L. Pleyer, D. Neureiter, V. Faber, Paracelsus Medizinische Universität Salzburg, Germany

Chronic Myeloid Neoplasias and Clonal Overlap Syndromes

Epidemiology, Pathophysiology and Treatment Options

This book details current knowledge of chronic clonal myeloid diseases. Emphasis is laid on chronic myeloid leukaemia and classic myeloproliferative disorders as well as myelodysplastic syndromes, oligoblastic leukemias and overlap diseases.

2010. XII, 292 p. 85 illus. in color. Hardcover

ISBN 978-3-211-79891-1

▶ € 149,95 | £135,00

▶ *€ (D) 160,45 | € (A) 164,94 | sFr 215,00

Sale Price

▶ € 76,95 | £69.99

▶ *€ (D) 82,34 | € (A) 84,65 | sFr 102,50



N. Gupta, A. Banerjee, D. Haas-Kogan, University of California, San Francisco, CA, USA (Eds)

Pediatric CNS Tumors

As a detailed review of childhood brain tumors focusing on providing treatment algorithms for each tumor type, this revised second edition features expanded chapters on embryonal tumors, rare tumor types, and supportive care for patients with brain tumors.

2nd ed. 2010. XXV, 357 p. 85 illus., 23 in color.

(Pediatric Oncology) Hardcover

ISBN 978-3-540-87976-3

▶ € 149,95 | £135,00

▶ *€ (D) 160,45 | € (A) 164,95 | sFr 215,00

Sale Price

▶ € 76,95 | £69.99

▶ *€ (D) 82,34 | € (A) 84,65 | sFr 102,50



I. Gussak, University of Medicine and Dentistry of New Jersey, Bridgewater, NJ, USA; C. Antzelevitch, Upstate Medical University, Syracuse, NY, USA (Eds)

Electrical Diseases of the Heart

Genetics, Mechanisms, Treatment, Prevention

Coeditor: A. A. Wilde, P. A. Friedman,

M. J. Ackerman, W.-K. Shen

This book provides a unique contemporary and succinct distillation of the current status of recently delineated electrical diseases of the heart. The book emphasizes their common and diverse clinical features.

2008. XXVI, 974 p. 328 illus., 85 in color. Hardcover

ISBN 978-1-84628-853-1

▶ € 199,95 | £180,00

▶ *€ (D) 213,95 | € (A) 219,95 | sFr 287,00

Sale Price

▶ € 99,95 | £90.00

▶ *€ (D) 106,95 | € (A) 109,95 | sFr 133,50



R. F. Guthoff, University of Rostock, Germany; J. A. Katowitz, Children's Hospital of Philadelphia, Philadelphia, PA, USA (Eds)

Oculoplastics and Orbit

Aesthetic and Functional Oculofacial Plastic Problem-Solving in the 21st Century

A comprehensive update of complex orbital disorders is provided in this informative review of oculoplastic and orbital surgery. Modern orbital imaging concepts are highlighted, as are effective ocular implants and controversies in enucleation.

2010. XVII, 252 p. 183 illus., 142 in color. (Essentials in Ophthalmology) Hardcover

ISBN 978-3-540-85541-5

▶ € 159,95 | £144,00

▶ *€ (D) 171,15 | € (A) 175,95 | sFr 229,50

Sale Price

▶ € 79,95 | £72.00

▶ *€ (D) 85,55 | € (A) 87,95 | sFr 106,50



N. S. Hakim, St Mary's Hospital, London, UK (Ed.)

Artificial Organs

Written by a mixture of European and US physicians and surgeons, this book deals with organ failure and the way it can be managed artificially without requiring a transplant. Each chapter compares the artificial organ to currently available transplants.

2nd Printing. 2009. X, 190 p. 64 illus., 53 in color. (New Techniques in Surgery Series, Volume 4) Hardcover

ISBN 978-1-84882-281-8

▶ € 189,95 | £161,00

▶ *€ (D) 203,25 | € (A) 208,95 | sFr 272,50

Sale Price

▶ € 99,95 | £90,00

▶ *€ (D) 106,95 | € (A) 109,95 | sFr 133,50



9 781848 822818

P. Hawkes, CEMES CNRS, Toulouse, France;
J. C. Spence, Arizona State University, Tempe, AZ,
USA (Eds)

Science of Microscopy

This corrected second impression of the classic 2006 text on microscopy covers up-to-the-minute developments in the field. The work brings together experts who present reviews of the latest instruments and new versions of older ones, as well as their associated operational techniques.

1st ed. 2006. Corr. 2nd printing 2007. XXXVI, 1318 p. 696 illus., 64 in color. (In 2 volumes, not available separately) Hardcover

ISBN 978-0-387-25296-4

▶ € 639,00 | £575,00

▶ *€ (D) 683,73 | € (A) 702,90 | sFr 916,50

Sale Price

▶ € 329,00 | £296,50

▶ *€ (D) 352,03 | € (A) 361,90 | sFr 438,00



9 780387 252964

M. Hohenfellner, University of Heidelberg, Germany;
R. Santucci, Detroit Receiving Hospital, Detroit, MI,
USA (Eds)

Emergencies in Urology

This is a timely and hugely important work: a comprehensive textbook covering one of the few remaining blind spots on the map of urological literature. It provides a comprehensive review of all urgent problems in Urology and includes first-class procedural drawings.

2007. XXVIII, 659 p. 317 illus. Hardcover

ISBN 978-3-540-48603-9

▶ € 179,95 | £162,00

▶ *€ (D) 192,55 | € (A) 197,95 | sFr 258,00

Sale Price

▶ € 89,95 | £81,00

▶ *€ (D) 96,25 | € (A) 98,95 | sFr 120,00



9 783540 486039

M. Hamdi, University Hospital of Gent, Belgium;
D. C. Hammond, Center for Breast and Body
Contouring, Grand Rapids, MI, USA; F. Nahai, Paces
Plastic Surgery, Atlanta, GA, USA (Eds)

Vertical Scar Mammoplasty

Over the past decade vertical scar mammoplasty has gained wide popularity amongst surgeons and patients because it stands for minimal scars and long-lasting aesthetic results. The refinements and modifications of the technique achieved during the past decade and now collected in this book will facilitate the use of the technique and give each plastic surgeon the opportunity to adopt his or her own technique to obtain an optimal outcome. The step-by-step instructions and their high-quality illustrations will help improve results, lessen the number of complications and successfully manage any complications that do arise.

2005. XVI, 146 p. 163 illus., 148 in color. Hardcover
ISBN 978-3-540-22101-2

▶ € 169,95 | £153,00

▶ *€ (D) 181,85 | € (A) 186,95 | sFr 244,00

Sale Price

▶ € 86,95 | £78,50

▶ *€ (D) 93,04 | € (A) 95,65 | sFr 116,00



9 783540 221012

L. v. Hoe, LV Hospital, Aalst, Belgium;
D. Vanbeckevoort, K. Mermuys, W. v. Steenberghe,
University of Leuven, Belgium

MR Cholangiopancreatography

Atlas with Cross-Sectional Imaging
Correlation

Magnetic resonance cholangiopancreatography (MRCP) is a novel non-invasive technique for diagnosis of pancreatic-biliary disease. The purpose of this book is to highlight the advantages, limitations and indications of MRCP. Specific examples have been selected to showcase the utility of this technique in a large variety of clinical conditions. Each example is purposefully used to stress important technical features, to give practical advice, or to discuss the role of MRCP in specific clinical situations.

2nd ed. 2006. XX, 414 p. 197 illus. Hardcover

ISBN 978-3-540-22269-9

▶ € 179,95 | £162,00

▶ *€ (D) 192,55 | € (A) 197,95 | sFr 258,00

Sale Price

▶ € 89,95 | £81,00

▶ *€ (D) 96,25 | € (A) 98,95 | sFr 120,00



9 783540 222699

A. M. Holschneider, Children's Hospital, Köln,
Germany; P. Puri, Our Lady's Hospital for Sick
Children, Dublin, Ireland (Eds)

Hirschsprung's Disease and Allied Disorders

This is the third edition of a comprehensive study of the neuronal disorders of the lower gastrointestinal tract in children. Important new studies and progress in research on bowel motility and motility disorders are covered in detail.

3rd ed. 2008. XVIII, 415 p. 326 illus., 118 in color. Hardcover

ISBN 978-3-540-33934-2

▶ € 149,95 | £135,00

▶ *€ (D) 160,45 | € (A) 164,95 | sFr 215,00

Sale Price

▶ € 76,95 | £69,99

▶ *€ (D) 82,34 | € (A) 84,65 | sFr 102,50



9 783540 339342

S. M. Hussain, University of Nebraska Medical Center, Omaha, NE, USA

Liver MRI

Correlation with other Imaging Modalities and Histopathology

Foreword by: J. Gollan, R. Semelka

This book provides a practical approach for MR imaging of the focal and diffuse liver lesions. Its unique layout will greatly benefit all professionals interested and involved in imaging, diagnosis, and treatment of focal and diffuse liver lesions.

2007. XIV, 250 p. 2082 illus., 217 in color. Hardcover
ISBN 978-3-540-25552-9

► € 149,95 | £135,00

► *€ (D) 160,45 | € (A) 164,95 | sFr 215,00

Sale Price

► € 76,95 | £69,99

► *€ (D) 82,34 | € (A) 84,65 | sFr 102,50



9 783540 255529

G. B. Jemec, University of Copenhagen, Denmark;
J. Revuz, Hopital Henri Mondor, Créteil, France;
J. J. Leyden, Hospital of the University of Pennsylvania, Philadelphia, PA, USA (Eds)

Hidradenitis Suppurativa

This is the first book to specifically deal with hidradenitis suppurativa. With its reader-friendly structure and format, the book will assist doctors in providing a broader range of treatments for their patients.

2006. XVIII, 204 p. 67 illus., 53 in color. Hardcover
ISBN 978-3-540-33100-1

► € 184,95 | £166,50

► *€ (D) 197,90 | € (A) 203,45 | sFr 265,50

Sale Price

► € 89,95 | £81,00

► *€ (D) 96,25 | € (A) 98,95 | sFr 120,00



9 783540 331001

A. Joussem, University of Duesseldorf, Germany;
T. Gardner, Penn State University College of Medicine, Hershey, PA, USA; B. Kirchhof, Universität zu Köln, Germany; S. Ryan, University of Southern California, Los Angeles, CA, USA (Eds)

Retinal Vascular Disease

Edited and written by internationally well-known experts, this state-of-the-art comprehensive overview of basic and clinical science enhances our understanding of retinal vascular disease. An essential practical tool, it includes step-by-step explanations of all treatment procedures.

2nd Printing. 2007. XXXVI, 780 p. 1040 illus., 670 in color. Hardcover

ISBN 978-3-540-29541-9

► € 154,95 | £139,50

► *€ (D) 165,80 | € (A) 170,45 | sFr 222,50

Sale Price

► € 79,95 | £72,00

► *€ (D) 85,55 | € (A) 87,95 | sFr 106,50



9 783540 295419

I. Jatoi, Breast Care Center, National Naval Medical Center, Bethesda, MD, USA; M. Kaufmann, Women's Hospital Frankfurt, Germany (Eds)

Management of Breast Diseases

This multi-authored and comprehensive work provides a reference to the overall management of diseases of the breast (both benign and malignant). Pertinent controversies are discussed, and perspectives presented from both sides of the Atlantic.

2010. XX, 664 p. 69 illus., 48 in color. Hardcover
ISBN 978-3-540-69742-8

► € 179,95 | £162,00

► *€ (D) 192,55 | € (A) 197,95 | sFr 258,00

Sale Price

► € 89,95 | £81,00

► *€ (D) 96,25 | € (A) 98,95 | sFr 120,00



9 783540 697428

K. J. Johnson, E. Bache, Birmingham Children's Hospital, Birmingham, UK (Eds)

Imaging in Pediatric Skeletal Trauma

Techniques and Applications

With contributions by numerous experts

Foreword by: A. Baert

This is a comprehensive textbook on imaging of pediatric skeletal trauma. It provides a detailed description of the techniques used and the imaging findings, detailing their clinical relevance. In the first part of the book the various techniques and procedures needed to successfully image both acute and more chronic skeletal injuries are discussed in depth. Individual chapters are devoted to radiography, CT, MRI, ultrasound, and nuclear medicine.

2008. X, 364 p. 627 illus., 19 in color. (Medical Radiology / Diagnostic Imaging) Hardcover
ISBN 978-3-540-66196-2

► € 159,95 | £144,00

► *€ (D) 171,15 | € (A) 175,95 | sFr 229,50

Sale Price

► € 79,95 | £72,00

► *€ (D) 85,55 | € (A) 87,95 | sFr 106,50



9 783540 661962

C. G. Kaplan, State University of New York at Stony Brook, NY, USA

Color Atlas of Gross Placental Pathology

This atlas is designed to aid in the careful and thorough gross examination of the placenta. With 186 illustrations, 154 in color, the atlas contains a wealth of important information and provides a rapid reference for pathologists.

2nd ed. 2007. XIV, 128 p. 186 illus., 154 in color. Hardcover

ISBN 978-0-387-33842-2

► € 154,95 | £139,50

► *€ (D) 165,80 | € (A) 170,45 | sFr 222,50

Sale Price

► € 79,95 | £72,00

► *€ (D) 85,55 | € (A) 87,95 | sFr 106,50



9 780387 338422

C. C. Karaliotas, Reed Cross Hospital Athens, Greece; C. E. Broelsch, University Clinic Essen, Germany; N. A. Habib, Hammersmith Hospital London, UK (Eds)

Liver and Biliary Tract Surgery

Embryological Anatomy to 3D-Imaging and Transplant Innovations

This beautifully illustrated monograph provides an up-to-date and comprehensive overview about all fields of liver and biliary tract surgery and liver transplantation. The book includes more than 500 figures and illustrations mostly in color.

2006. XXXII, 638 p. 430 illus., 250 in color. Hardcover ISBN 978-3-211-49275-8

► € 219,00 | £ 197,00
► *€ (D) 234,33 | € (A) 240,90 | sFr 314,00

Sale Price

► € 109,95 | £ 99,00
► *€ (D) 117,65 | € (A) 120,95 | sFr 146,50



9 783211 492758

D. Kardamakias, V. Vassiliou, E. Chow (Eds)

Bone Metastases

A translational and clinical approach

This volume describes the molecular and cellular mechanisms involved in the formation of bone metastases. It also covers the use of radiotherapy, surgery and systemic treatments for the management of metastatic bone disease and new therapeutic approaches.

2009. XVI, 400 p. (Cancer Metastasis - Biology and Treatment, Volume 12) Hardcover ISBN 978-1-4020-9818-5

► € 159,95 | £ 144,00
► *€ (D) 171,15 | € (A) 175,95 | sFr 229,50

Sale Price

► € 79,95 | £ 72,00
► *€ (D) 85,55 | € (A) 87,95 | sFr 106,50



9 781402 098185

J. W. Keeling, University of Edinburgh, UK; T. Khong, University of Adelaide, SA, Australia (Eds)

Fetal and Neonatal Pathology

The fourth edition of what has become the classic reference in the field of fetal and neonatal pathology, this fully revised and updated book retains the overall format of previous editions, presenting the same practical approach to the examination of both fetuses and perinatal deaths. It provides essential clinical and pathophysiological information and discusses the pathogenesis of abnormalities as a basis for appropriate methods of investigation. Each chapter is introduced by a concise account of the development of the relevant system. While primarily addressing the morbid anatomist and histopathologist, the book is also a valuable source of reference for obstetricians, neonatologists and paediatricians.

4th ed. 2007. XIV, 878 p. 728 illus., 584 in color. Hardcover

ISBN 978-1-84628-524-0

► € 309,00 | £ 278,00
► *€ (D) 330,63 | € (A) 339,90 | sFr 443,50

Sale Price

► € 154,95 | £ 139,50
► *€ (D) 165,80 | € (A) 170,44 | sFr 206,50



9 781846 285240

D. Keppler, German Cancer Research Center, Heidelberg, Germany; U. Beuers, AMC, University of Amsterdam, The Netherlands; A. Steihl, University Medical Clinic, Heidelberg, Germany; M. Trauner, Medical University of Graz, Austria (Eds)

Bile Acid Biology and Therapeutic Actions

This book is the proceedings of the XX International Bile Acid Meeting, Falk Symposium 165 entitled 'Bile Acid Biology and Therapeutic Actions', held in Amsterdam, The Netherlands, June 13--14, 2008, and dedicated to both basic and clinical aspects of bile acid research with a focus on the role of bile acids in hepatobiliary diseases. The latest findings are presented by leading scientists and clinicians in the field.

2009. 320 p. (Falk Symposium, Volume 165) ISBN 978-1-4020-9643-3

► € 169,95 | £ 153,00
► *€ (D) 181,85 | € (A) 186,95 | sFr 244,00

Sale Price

► € 86,95 | £ 78,50
► *€ (D) 93,04 | € (A) 95,65 | sFr 116,00



9 781402 096433

T. Kiris, University of Istanbul, Istanbul, Turkey (Ed.)

Cerebral Vasospasm

New Strategies in Research and Treatment

This comprehensive volume is the current final word on the subject. It contains more than 90 papers, giving a summary of clinical and basic studies on cerebral vasospasm. It includes reviews by leading researchers in the field. Several new subjects are proposed for future research that will not only promote research from neurosurgery and neurology but also from other interconnecting fields of emergency medicine, electrophysiology, molecular biology, and vascular biology.

2008. XIII, 450 p. (Acta Neurochirurgica Supplementum, Supplement 104) Hardcover ISBN 978-3-211-75717-8

► € 229,00 | £ 206,00
► *€ (D) 245,03 | € (A) 251,90 | sFr 328,50

Sale Price

► € 114,95 | £ 103,50
► *€ (D) 123,00 | € (A) 126,45 | sFr 153,50



9 783211 757178

M. S. Knaap, J. Valk, Free University, Amsterdam, The Netherlands

Magnetic Resonance of Myelination and Myelin Disorders

This is the third edition of Magnetic Resonance of Myelination and Myelin Disorders, a standard text in the field. The book has been extensively revised and expanded to do justice to the rapid advances in MR technology, molecular biochemistry, and genetics and the discovery of new disease entities with prominent white matter involvement. Forty chapters have been added, and the number of illustrations has risen considerably. The ability to confirm the presence of genetic alterations in a number of disorders allows more advantageous presentation of the phenotypic variation as expressed in different MR patterns.

4th Printing. 2005. XVI, 1084 p. 3811 illus. Hardcover ISBN 978-3-540-22286-6

► € 399,95 | £ 360,00
► *€ (D) 427,95 | € (A) 439,95 | sFr 574,00

Sale Price

► € 199,95 | £ 180,00
► *€ (D) 213,95 | € (A) 219,94 | sFr 266,50



9 783540 222866

G. Kocjan, University College, London, UK

Fine Needle Aspiration Cytology

Diagnostic Principles and Dilemmas

Histopathologists all over the world have to report cytopathology during the course of their work and it is then that they find themselves facing diagnostic dilemmas. This practical, well-illustrated book, explicitly dedicated to this readership will serve their needs and meets their requirements in daily practice.

2006. XII, 239 p. 512 illus., 509 in color. Hardcover
ISBN 978-3-540-25639-7

▶ € 219,00 | £197,00

▶ *€ (D) 234,33 | € (A) 240,90 | sFr 314,50

Sale Price

▶ € 109,95 | £99,00

▶ *€ (D) 117,65 | € (A) 120,95 | sFr 146,50



9 783540 256397

W. K. Krause, Medical University of Marburg, Germany; R. K. Naz, West Virginia University, Morgantown, WV, USA (Eds)

Immune Infertility

The Impact of Immune Reactions on Human Infertility

This book offers an overview of immune reactions inducing fertility disorders in both sexes. It discusses the nature, the origin and induction of antisperm antibodies and the role of reproductive organs and their interaction with the immune system.

2009. XI, 236 p. 22 illus., 10 in color. Hardcover
ISBN 978-3-642-01378-2

▶ € 159,95 | £144,00

▶ *€ (D) 171,15 | € (A) 175,95 | sFr 229,50

Sale Price

▶ € 79,95 | £72,00

▶ *€ (D) 85,55 | € (A) 87,95 | sFr 106,50



9 783642 013782

R. Y. Kwong, Brigham and Women's Hospital, Boston, MA, USA (Ed.)

Cardiovascular Magnetic Resonance Imaging

Foreword by: P. Libby

Cardiovascular Magnetic Resonance Imaging (CMR) is a rapidly evolving tool for cardiovascular diagnosis, and is becoming increasingly important in guiding cardiovascular interventions. Cardiovascular Magnetic Resonance Imaging presents a state-of-the-art compilation of expert contributions to the field, each examining normal and pathologic anatomy of the cardiovascular system as assessed by magnetic resonance imaging.

2008. XVIII, 750 p. 368 illus. in color. With DVD. (Contemporary Cardiology) Hardcover
ISBN 978-1-58829-673-3

▶ € 169,95 | £153,00

▶ *€ (D) 181,85 | € (A) 186,95 | sFr 244,00

Sale Price

▶ € 86,95 | £78,50

▶ *€ (D) 93,04 | € (A) 95,65 | sFr 116,00



9 781588 296733

S. E. Kountakis, Medical College of Georgia, Augusta, GA, USA; T. M. Önerci, Hacettepe University, Ankara, Turkey (Eds)

Rhinologic and Sleep Apnea Surgical Techniques

This surgical reference offers precise descriptions of modern surgical techniques in rhinology and sleep apnea surgery. A valuable resource for otolaryngologists in training and for practicing otolaryngologists as a review source to best approach the surgical pathologies encountered in practice.

2007. XVIII, 434 p. 421 illus., 200 in color. With DVD. Hardcover

ISBN 978-3-540-34019-5

▶ € 199,95 | £180,00

▶ *€ (D) 213,95 | € (A) 219,95 | sFr 287,00

Sale Price

▶ € 99,95 | £90,00

▶ *€ (D) 106,95 | € (A) 109,95 | sFr 133,50



9 783540 340195

T. Krieg, University of Cologne, Germany; D. R. Bickers, Columbia University, New York, NY, USA; Y. Miyachi, Kyoto University, Kyoto, Japan (Eds)

Therapy of Skin Diseases

A Worldwide Perspective on Therapeutic Approaches and Their Molecular Basis

Based on the understanding of the molecular basis of skin diseases, this book supports the reader in understanding the mode of action of new and established therapies. It is lavishly illustrated and provides an indispensable resource for dermatologists.

2010. XXIII, 766 p. 162 illus., 140 in color. Hardcover
ISBN 978-3-540-78813-3

▶ € 179,95 | £162,00

▶ *€ (D) 192,55 | € (A) 197,95 | sFr 258,00

Sale Price

▶ € 89,95 | £81,00

▶ *€ (D) 96,25 | € (A) 98,95 | sFr 120,00



9 783540 788133

A. Laakso, J. Hernesniemi, Helsinki University Central Hospital, Helsinki, Finland; Y. Yonekawa, University of Zurich, Zurich, Switzerland; T. Tsukahara, Kyoto Medical Center, Kyoto, Japan (Eds)

Surgical Management of Cerebrovascular Disease

The current developments in the surgical treatment of cerebrovascular disease are presented in this cohesive collection. Management methods for aneurysm surgery, and microneurosurgical bypass and revascularization techniques are among the procedures discussed.

2010. VIII, 122 p. 39 illus., 9 in color. (Acta Neurochirurgica Supplementum, Supplement 107) Hardcover

ISBN 978-3-211-99372-9

▶ € 159,95 | £144,00

▶ *€ (D) 171,15 | € (A) 175,95 | sFr 229,50

Sale Price

▶ € 79,95 | £72,00

▶ *€ (D) 85,55 | € (A) 87,95 | sFr 106,50



9 783211 993729

A. Laghi, University of Rome, Latina, Italy (Ed.)

New Concepts in Diagnosis and Therapy of Pancreatic Adenocarcinoma

Foreword by: A. L. Baert

New concepts in the treatment and diagnosis of pancreatic adenocarcinoma are illustrated in this multidisciplinary approach. Cost-effective diagnostic strategies are discussed, in addition to new discoveries in the area of molecular biology.

2010. X, 178 p. 70 illus., 26 in color. (Medical Radiology / Diagnostic Imaging) Hardcover
ISBN 978-3-540-85380-0

▶ € 179,95 | £162,00

▶ *€ (D) 192,55 | € (A) 197,94 | sFr 258,00

Sale Price

▶ € 89,95 | £81,00

▶ *€ (D) 96,25 | € (A) 98,95 | sFr 120,00



9 783540 853800

M. Lanzetta, University of Milan, Bicocca, Italy; J.-M. Dubernard, University of Lyon, France (Eds)

Hand transplantation

Assistant editor: P. Petruzzo, Edouard Herriot Hospital, Lyon, France

Transplanting a limb has been a dream of humanity – until 1998 when an international team of surgeons gathered in Lyon, France, and performed the first hand transplantation in history. Since then, groups in the United States, China, Austria, Italy and Belgium have launched hand transplantation programmes. In 2002, the International Registry on Hand and Composite Tissue Transplantation (IRHCTT) was created with the purpose of collecting and analysing data from every centre. This book presents the global experimental and clinical experience on hand transplantation and all types of other composite tissue allografts so far performed.

2007. XXI, 493 p. 150 illus., 50 in color. With CD-ROM. Hardcover
ISBN 978-88-470-0373-6

▶ € 249,00 | £224,00

▶ *€ (D) 266,43 | € (A) 273,90 | sFr 357,50

Sale Price

▶ € 124,95 | £112,50

▶ *€ (D) 133,70 | € (A) 137,45 | sFr 166,50



9 788847 003736

P. Lascombes, Hopital d'Enfants, Nancy, France

Flexible Intramedullary Nailing in Children

The Nancy University Manual

The flexible intramedullary nailing (FIN) technique has become the gold standard for treating many fractures in children. This comprehensive text on FIN covers many topics and offers a step-by-step description of the technique accompanied by illustrations.

2010. XVIII, 317 p. 358 illus., 125 in color. Hardcover
ISBN 978-3-642-03030-7

▶ € 149,95 | £136,50

▶ *€ (D) 160,45 | € (A) 164,95 | sFr 215,00

Sale Price

▶ € 76,95 | £69,99

▶ *€ (D) 82,34 | € (A) 84,65 | sFr 102,50



9 783642 030307

H. M. Lazarus, University Hospitals of Cleveland, Cleveland, OH, USA; M. J. Laughlin, Case Western Reserve University, Cleveland, OH, USA (Eds)

Allogeneic Stem Cell Transplantation

This updated second edition comprehensively reviews the latest changes in the rapidly evolving field of allogeneic hematopoietic stem cell transplantation. Written by leading experts, the book offers concise advice on today's best clinical practice.

2nd ed. 2010. XIX, 881 p. 66 illus., 10 in color. (Contemporary Hematology) Hardcover
ISBN 978-1-934115-33-6

▶ € 179,95 | £162,00

▶ *€ (D) 192,55 | € (A) 197,95 | sFr 258,00

Sale Price

▶ € 89,95 | £81,00

▶ *€ (D) 96,25 | € (A) 98,95 | sFr 120,00



9 781934 115336

P. Le Béguec, H.-P. Sieber

Revision of loose femoral prostheses with a stem system based on the „press-fit“ principle

A concept and its system of implants, a method and its results

Introduction by: E. Morscher

The author of this multimedia work sets himself an ambitious goal: to allow a surgeon to achieve the revision of a prosthesis without too many difficulties (or too much apprehension!) with guaranteed results if he follows the proposed method step by step, and this, even if he is not very experienced in this discipline.

2007. 180 p. With DVD. Softcover
ISBN 978-2-287-39626-7

▶ € 149,95 | £118,50

▶ *€ (D) 160,45 | € (A) 164,95 | sFr 215,00

Sale Price

▶ € 76,95 | £69,99

▶ *€ (D) 82,34 | € (A) 84,65 | sFr 102,50



9 782287 396267

D. G. Leonard, Weill Medical College of Cornell University, New York, NY, USA (Ed.)

Molecular Pathology in Clinical Practice

This must-have reference embodies the current standard in molecular testing for practicing pathologists, and students. Coverage is organized into eight sections: genetics, inherited cancers, infectious disease, neoplastic hematopathology, solid tumors, HLA typing, identity testing, and laboratory management. A classic in the making.

2007. XX, 604 p. 189 illus., 45 in color. Hardcover
ISBN 978-0-387-33226-0

▶ € 194,95 | £175,50

▶ *€ (D) 208,60 | € (A) 214,45 | sFr 280,00

Sale Price

▶ € 99,95 | £90,00

▶ *€ (D) 106,95 | € (A) 109,95 | sFr 133,50



9 780387 332260

S. P. Leong, University of California, San Francisco, CA, USA (Ed.)

From Local Invasion to Metastatic Cancer

Involvement of Distant Sites Through the Lymphovascular System

A panel of international authorities analyzes in depth in this book the role of the lymphovascular system in the spread of cancer. They also summarize the findings of the Second International Symposium on Cancer Metastasis: Basis for Rational Therapy summit.

2009. XXVIII, 637 p. 115 illus., 48 in color. (Current Clinical Oncology) Hardcover

ISBN 978-1-60327-086-1

▶ € 154,95 | £139,50

▶ *€ (D) 165,80 | € (A) 170,45 | sFr 222,50

Sale Price

▶ € 79,95 | £72,00

▶ *€ (D) 85,55 | € (A) 87,95 | sFr 106,50



9 781603 270861

A. Lerner, D. Reis, M. Soudry, Rambam Medical Center, Haifa, Israel

Severe Injuries to the Limbs

Staged Treatment

Modern weapons and high-energy accidents inflict devastating damage to soft tissue and bone. The gold standard for stabilizing high-energy fractures is immediate external fixation followed by thorough debridement of soft tissues and dead bone and irrigation, since these injuries are always grossly contaminated. The next stage of treatment – the coverage of exposed bone by vital soft tissue and definitive skeletal stabilization and reconstruction – can be a complex surgical challenge. The protocol of staged external fixation developed by the authors: primary temporary unilateral tubular stabilization followed by definitive circular Ilizarov (hybrid) fixation, is outlined and comprehensively described in this book.

2007. XII, 224 p. 830 illus., 480 in color. Hardcover
ISBN 978-3-540-69892-0

▶ € 159,95 | £144,00

▶ *€ (D) 171,15 | € (A) 175,95 | sFr 229,50

Sale Price

▶ € 79,95 | £72,00

▶ *€ (D) 85,55 | € (A) 87,95 | sFr 106,50



9 783540 698920

S. B. Litwin, Children's Hospital of Wisconsin, Milwaukee, WI, USA

Color Atlas of Congenital Heart Surgery

This thorough revision of Color Atlas of Congenital Heart Surgery features 700 vividly reproduced full-color, intraoperative images. The atlas provides a comprehensive compendium of complex cardiothoracic surgical anatomy, the pathology of congenital.

2nd ed. 2007. XVI, 480 p. Hardcover

ISBN 978-0-387-35415-6

▶ € 194,95 | £154,00

▶ *€ (D) 208,60 | € (A) 214,45 | sFr 279,50

Sale Price

▶ € 99,95 | £90,00

▶ *€ (D) 106,95 | € (A) 109,95 | sFr 133,50



9 780387 354156

Z. Liu, Beijing University of Chinese Medicine, Beijing, China (Ed.)

Essentials of Chinese Medicine

Associate editor: L. Liu, Hong Kong Baptist University, Kowloon Tong, Hong Kong, China

These three volumes help meet the increasing demand of Western and Eastern medical integration. They cover the basics and specifics of Chinese medicine, discussing everything from methods of acupuncture and moxibustion to 151 kinds of Chinese herbs.

2010. 1578 p. (In 3 volumes, not available separately) Hardcover

ISBN 978-1-84882-111-8

▶ € 259,00 | £207,00

▶ *€ (D) 277,13 | € (A) 284,90 | sFr 371,50

Sale Price

▶ € 129,95 | £117,00

▶ *€ (D) 139,05 | € (A) 142,94 | sFr 173,00



9 781848 821118

R. V. Lloyd, Mayo Clinic, Rochester, MN, USA (Ed.)

Endocrine Pathology:

Differential Diagnosis and Molecular Advances

Richly illustrated with color photomicrographs and diagrams, this volume provides detailed coverage of endocrine pathology with extensive discussion of the differential diagnosis as well as presentation of molecular pathobiology of the major endocrine organs.

2nd ed. 2010. XII, 607 p. 298 illus., 228 in color.

Hardcover

ISBN 978-1-4419-1068-4

▶ € 179,95 | £162,00

▶ *€ (D) 192,55 | € (A) 197,95 | sFr 258,00

Sale Price

▶ € 89,95 | £81,00

▶ *€ (D) 96,25 | € (A) 98,95 | sFr 120,00



9 781441 910684

A. M. Lozano, University of Toronto, ON, Canada; P. L. Gildenberg, Houston Stereotactic Concepts, Inc., Houston, TX, USA; R. R. Tasker, University of Toronto, ON, Canada (Eds)

Textbook of Stereotactic and Functional Neurosurgery

This book covers stereotactic principles as well as functional stereotaxis, covering the history and uses of the techniques, treatments for specific conditions, and future developments. Includes a DVD demonstrating surgical procedures.

2nd ed. 2009. L, 3288 p. 1088 illus., 450 in color. (In 2 volumes, not available separately)

ISBN 978-3-540-69959-0

▶ € 599,00 | £451,00

▶ *€ (D) 640,93 | € (A) 658,90 | sFr 859,00

Sale Price

▶ € 309,00 | £278,50

▶ *€ (D) 330,63 | € (A) 339,90 | sFr 411,50



9 783540 699590

J. J. Lu, J. S. Cooper, Maimonides Cancer Center, Brooklyn, NY, USA; A. W. Lee, Pamela Youde Nethersole Eastern Hospital, Hong Kong, P.R. China (Eds)

Nasopharyngeal Cancer

Multidisciplinary Management

With contributions by numerous experts

This book provides a comprehensive account of the current state of knowledge on nasopharyngeal cancer and its multidisciplinary management. It details the roles of concurrent, adjuvant, and neo-adjuvant chemotherapy and advanced radiotherapy techniques.

2010. X, 334 p. 84 illus., 52 in color. (Medical Radiology / Radiation Oncology) Hardcover
ISBN 978-3-540-92809-6

▶ € 239,00 | £215,00
▶ *€ (D) 255,73 | € (A) 262,90 | sFr 343,00

Sale Price

▶ € 119,95 | £108,00
▶ *€ (D) 128,35 | € (A) 131,95 | sFr 160,00



9 783540 928096

J. Lucaya, Vall d'Hebron Hospitals, Barcelona, Spain; J. L. Strife, University of Cincinnati College of Medicine, OH, USA (Eds)

Pediatric Chest Imaging

Chest Imaging in Infants and Children

Foreword by: A. Baert

Imaging of the pediatric chest continues to evolve rapidly. All chapters in this 2nd edition of "Pediatric Chest Imaging" have been extensively updated, with additional disease-specific information and numerous new illustrations. The role of advanced technology in the diagnosis of pediatric chest disorders is highlighted, special attention being paid to the technical aspects of modern imaging modalities, their indications, and the diagnostic information that they supply. While some chapters focus on the use and role of individual modalities, others address a wide range of specific disorders.

2nd rev. ed. 2008. X, 450 p. 919 illus., 54 in color. (Medical Radiology / Diagnostic Imaging) Hardcover
ISBN 978-3-540-32675-5

▶ € 229,00 | £206,00
▶ *€ (D) 245,03 | € (A) 251,90 | sFr 328,50

Sale Price

▶ € 114,95 | £103,50
▶ *€ (D) 123,00 | € (A) 126,45 | sFr 153,50



9 783540 326755

J. F. Macías-Núñez, University of Salamanca, Spain; J. S. Cameron, King's College, London, UK; D. G. Oreopoulos, Toronto Western Hospital, Toronto, ON, Canada (Eds)

The Aging Kidney in Health and Disease

This volume will be a reliable source on the management of the elderly with renal disease. There is an ever-increasing proportion of the aging population affected by renal disease and hypertension and physicians are faced with atypical clinical presentations of renal disease in the aged as compared to younger people. This volume will combine the fields of nephrology and geriatrics and present a multidisciplinary approach to the topic.

2008. XXII, 554 p. 63 illus. Hardcover
ISBN 978-0-387-72658-8

▶ € 169,95 | £153,00
▶ *€ (D) 181,85 | € (A) 186,95 | sFr 244,00

Sale Price

▶ € 86,95 | £78,50
▶ *€ (D) 93,04 | € (A) 95,65 | sFr 116,00



9 780387 726588

M. S. Macsai, Evanston Northwestern Healthcare, Glenview, IL, USA (Ed.)

Ophthalmic Microsurgical Suturing Techniques

This is a reference text for both the novice and the accomplished ophthalmic surgeon. The book imparts basic information on tissue tactics and knot tying and demonstrates the applicability of these techniques to various microsurgical situations.

2007. XIV, 149 p. 289 illus., 207 in color. With DVD. Hardcover
ISBN 978-3-540-28069-9

▶ € 154,95 | £139,50
▶ *€ (D) 165,80 | € (A) 170,45 | sFr 222,50

Sale Price

▶ € 79,95 | £72,00
▶ *€ (D) 85,55 | € (A) 87,95 | sFr 106,50



9 783540 280699

W. Mang, Bodenseeklinik, Lindau, Germany

Manual of Aesthetic Surgery

This second edition of the highly acclaimed Manual of Aesthetic Surgery focuses on the most important and most frequently used procedures in aesthetic surgery. All chapters have been updated, and useful tips and tricks have been added.

2nd ed. 2010. LVI, 656 p. 549 illus. in color. With DVD. Hardcover
ISBN 978-3-540-78794-5

▶ € 299,00 | £269,00
▶ *€ (D) 319,93 | € (A) 328,90 | sFr 429,00

Sale Price

▶ € 149,95 | £135,00
▶ *€ (D) 160,45 | € (A) 164,94 | sFr 200,00



9 783540 787945

G. Manley, C. Hemphill, S. Stiver, San Francisco General Hospital, San Francisco, CA, USA (Eds)

Intracranial Pressure and Brain Monitoring XIII

Mechanisms and Treatment

86 short papers originating from the 13th International Symposium on Intracranial Pressure and Brain Monitoring held in July 2007 in San Francisco present experimental as well as clinical research data on invasive and non-invasive intracranial pressure and brain biochemistry monitoring.

2009. X, 448 p. 150 illus. (Acta Neurochirurgica Supplementum, Supplement 102) Hardcover
ISBN 978-3-211-85577-5

▶ € 229,00 | £206,00
▶ *€ (D) 245,03 | € (A) 251,90 | sFr 328,50

Sale Price

▶ € 114,95 | £103,50
▶ *€ (D) 123,00 | € (A) 126,45 | sFr 153,50



9 783211 855775

B. Marincek, University Hospital Zurich, Switzerland;
R. F. Dondelinger, University Hospital Sart Tilman,
Liège, Belgium (Eds)

Emergency Radiology

Imaging and Intervention

This richly illustrated book offers a comprehensive review on the last development in the management and the treatment of acute and life-threatening conditions. It will serve as unique source of information for radiologists and other specialists.

2007. XVIII, 650 p. 1000 illus., 400 in color. Hardcover
ISBN 978-3-540-26227-5

► € 299,00 | £236.50

► *€ (D) 319,93 | € (A) 328,90 | sFr 429,00

Sale Price

► € 149,95 | £135.00

► *€ (D) 160,45 | € (A) 164,94 | sFr 200,00



9 783540 262275

D. Marmé, Klinik für Tumorbiologie,
Freiburg, Germany; **N. Fusenig**, Deutsches
Krebsforschungszentrum, Heidelberg, Germany (Eds)

Tumor Angiogenesis

Basic Mechanisms and Cancer Therapy With contributions by numerous experts

Part 1 of this book describes the basic mechanisms tumor angiogenesis. Part 2 reviews the efforts made to validate new targets and to show efficacy in animals. Part 3 is devoted to the clinical development of the novel anti-angiogenic drugs and their use.

2008. XVIII, 845 p. 338 illus., 240 in color. Hardcover
ISBN 978-3-540-33176-6

► € 299,00 | £269.00

► *€ (D) 319,93 | € (A) 328,90 | sFr 429,00

Sale Price

► € 149,95 | £135.00

► *€ (D) 160,45 | € (A) 164,94 | sFr 200,00



9 783540 331766

D. Maulik, Winthrop University Hospital, Mineola,
NY, USA (Ed.)

Doppler Ultrasound in Obstetrics and Gynecology

Coeditor: I. Zalud

Expanded and updated edition highlighting current standards and breakthroughs in the technology of Doppler ultrasound Includes latest advances in 3D and color doppler and 4D fetal echocardiography Includes more than 500 illustrations, including more than 150 in color

2nd rev. and enlarged ed. 2005. XXIV, 630 p.

521 illus., 100 in color. Hardcover

ISBN 978-3-540-23088-5

► € 229,00 | £206.00

► *€ (D) 245,03 | € (A) 251,90 | sFr 328,50

Sale Price

► € 114,95 | £103.50

► *€ (D) 123,00 | € (A) 126,45 | sFr 153,50



9 783540 230885

D. J. McMinn, Royal Orthopaedic Hospital,
Birmingham, UK (Ed.)

Modern Hip Resurfacing

Derek McMinn developed a resurfacing hip implant that is a viable alternative to total hip replacement. In this book, McMinn and others prominent in hip arthroplasty document and discuss the development and science of the modern resurfacing device.

2009. XVI, 432 p. 698 illus., 566 in color. Hardcover
ISBN 978-1-84800-087-2

► € 149,95 | £135.00

► *€ (D) 160,45 | € (A) 164,95 | sFr 215,00

Sale Price

► € 76,95 | £69.99

► *€ (D) 82,34 | € (A) 84,65 | sFr 102,50



9 781848 000872

J. Melo, Imperial College London, UK; **J. Goldman**,
National Institutes of Health, Bethesda, MD, USA
(Eds)

Myeloproliferative Disorders

This book contains a series of contributions from internationally renowned academics with special expertise in one or other diseases which collectively are grouped under the heading myeloproliferative disorders. For the editors this term includes Ph-positive chronic myeloid leukemia but also the various Ph-negative variants, some of which provide fascinating insights into the molecular mechanisms of the leukemias. There have been many recent developments in understanding the pathophysiology and a number therapeutic innovations in this area. One particular merit of this book is the speed with which it has been produced – an important factor in this very rapidly moving field.

2007. XII, 354 p. 69 illus., 50 in color. (Hematologic Malignancies) Hardcover

ISBN 978-3-540-34505-3

► € 149,95 | £135.00

► *€ (D) 160,45 | € (A) 164,95 | sFr 215,00

Sale Price

► € 76,95 | £69.99

► *€ (D) 82,34 | € (A) 84,65 | sFr 102,50



9 783540 345053

F. Meneghini, Padova, Italy

Clinical Facial Analysis

Elements, Principles, and Techniques

The present volume documents and analyzes facial features in preparation for aesthetic surgery and orthodontic treatment. It takes a multidisciplinary approach, emphasizing the relationships between different parts of the face. At the end of each of the central chapters, the reader will find a multiple-choice checklist that will help him perform a step-by-step regional facial analysis. The accompanying CD-Rom gives the reader the opportunity to print the poster „Views of Clinical Facial Photography“, the checklists, the glossaries of related terminology as well as some clinical samples that can be used for practicing.

2005. XII, 182 p. 392 illus., 385 in color. With CD-ROM. Hardcover

ISBN 978-3-540-22832-5

► € 194,95 | £175.50

► *€ (D) 208,60 | € (A) 214,45 | sFr 280,00

Sale Price

► € 99,95 | £90.00

► *€ (D) 106,95 | € (A) 109,95 | sFr 133,50



9 783540 228325

U. Meyer, Heinrich-Heine-Universität Düsseldorf, Germany; **H. P. Wiesmann**, Universitätsklinikum Münster, Germany

Bone and Cartilage Engineering

With contrib. by: **T. Meyer**

Bone and Cartilage Engineering provides a complete overview of recent knowledge in bone and cartilage tissue engineering. It follows a logical approach to the various aspects of extracorporeal bone and cartilage tissue engineering. The cooperation between a basic scientist and a clinician made it possible to structure the book's content and style according to the interdisciplinary character of the field. The comprehensive nature of the book, including detailed descriptions of laboratory procedures, preclinical approaches, clinical applications, and regulatory issues, will make it an invaluable basis for everyone working in this field.

2006. XIV, 264 p. 85 illus., 49 in color. Hardcover
ISBN 978-3-540-25347-1

▶ € 179,95 | £162,00

▶ *€ (D) 192,55 | € (A) 197,95 | sFr 258,00

Sale Price

▶ € 89,95 | £81,00

▶ *€ (D) 96,25 | € (A) 98,95 | sFr 120,00



9 783540 253471

H. Millesi, R. Schmidhammer, Wiener Privatklinik, Vienna, Austria (Eds)

How to Improve the Results of Peripheral Nerve Surgery

All over the world research is going on to improve the outcome of the treatment of peripheral nerve lesions. Questions over questions arise. Is the autologous nerve grafting still the golden standard in bridging defects? Have alternative techniques to overcome defects reached a level to replace autografting? To which length are they effective? What is the role of allografting? Are there still indications for vascularized nerve grafts? What can be expected from end to side coaptation? Does it exist at all? Under what conditions useful recoveries can be achieved? Are there new developments in physical medicine and physiotherapy?

2007. IX, 185 p. (Acta Neurochirurgica Supplementum, Supplement 100) Hardcover
ISBN 978-3-211-72955-7

▶ € 179,95 | £162,00

▶ *€ (D) 192,55 | € (A) 197,95 | sFr 258,00

Sale Price

▶ € 89,95 | £81,00

▶ *€ (D) 96,25 | € (A) 98,95 | sFr 120,00



9 783211 729557

J. A. Milner, Nutritional Science Research Group, Division of Cancer Prevention, National Cancer Institute, Health and Human Services, Rockville, MD; **D. F. Romagnolo**, Nutritional and Cancer Biology, BIO5 Institute and Center for Toxicology, Department of Nutritional Sciences, The University of Arizona, Tucson, AZ (Eds)

Bioactive Compounds and Cancer

This text explores nutrition in cancer biology, including the molecular action of bioactive food components and xenobiotics on cancer risk and the role of diet in cancer prevention and/or treatment. Includes dietary recommendations that may reduce cancer risk.

2010. XIV, 882 p. 104 illus. (Nutrition and Health) Hardcover

ISBN 978-1-60761-626-9

▶ € 199,95 | £180,00

▶ *€ (D) 213,95 | € (A) 219,95 | sFr 287,00

Sale Price

▶ € 99,95 | £90,00

▶ *€ (D) 106,95 | € (A) 109,95 | sFr 133,50



9 781607 616269

F. Moinfar, Medical University of Graz, Austria

Essentials of Diagnostic Breast Pathology

A Practical Approach

This abundantly illustrated reference work focuses on the essential information needed by pathologists in order to interpret breast lesions (tumors) appropriately. Particular attention is paid to the diagnostic criteria with systematic analysis of differential diagnoses. Value and limitations of immunohistochemistry as a diagnostic adjunct are demonstrated as well. Using a systematic approach, this book contains the fundamental information required to avoid misinterpreting breast lesions and thus the under or over-treatment of patients.

2007. XVI, 496 p. 1128 illus. in color. Hardcover
ISBN 978-3-540-45117-4

▶ € 279,00 | £251,00

▶ *€ (D) 298,53 | € (A) 306,90 | sFr 400,50

Sale Price

▶ € 139,95 | £126,00

▶ *€ (D) 149,75 | € (A) 153,94 | sFr 186,50



9 783540 451174

E. N. Myers, R. L. Ferris, University of Pittsburgh, PA, USA (Eds)

Salivary Gland Disorders

Co-edited by Eugene N. Myers, a world-famous expert in the field, this is the last word on salivary gland disorders. Covering everything from practical diagnosis to gland tumor therapy, this is a crucial work for any surgeon working in the facial or neck regions.

2007. XVI, 518 p. 449 illus., 290 in color. Hardcover
ISBN 978-3-540-47070-0

▶ € 199,95 | £180,00

▶ *€ (D) 213,95 | € (A) 219,95 | sFr 287,00

Sale Price

▶ € 99,95 | £90,00

▶ *€ (D) 106,95 | € (A) 109,95 | sFr 133,50



9 783540 470700

S. Nadel, St. Mary's Hospital, London, UK (Ed.)

Infectious Diseases in the Pediatric Intensive Care Unit

Many children admitted to the pediatric intensive care unit (PICU) are admitted with serious infections. If they do not have serious infections prior to admission, there is also a high chance of them acquiring nosocomial infection once admitted. Many syndromes may lead to serious infection and the need for high dependency or intensive care. In addition, the numbers of children who are severely immunocompromised and surviving for extended periods are increasing. Any delay in therapy may produce more severe infection in an immunocompetent patient.

1st Edition.

2nd Printing. 2008. XIV, 586 p. 190 illus., 40 in color. Hardcover

ISBN 978-1-84628-916-3

▶ € 154,95 | £139,50

▶ *€ (D) 165,80 | € (A) 170,45 | sFr 222,50

Sale Price

▶ € 79,95 | £72,00

▶ *€ (D) 85,55 | € (A) 87,95 | sFr 106,50



9 781846 289163

G. O. Naumann, L. Holbach, F. Kruse, University of Erlangen-Nürnberg, Germany (Eds)

Applied Pathology for Ophthalmic Microsurgeons

Written and edited by the world-famous expert G.O.H. Naumann, this textbook is the first and only on the subject. Lavishly illustrated, it delves into the details of ocular structures and covers unique features of intraocular surgery in closed system and open eye contexts.

2008. XXIV, 400 p. 1063 illus., 844 in color. Hardcover
ISBN 978-3-540-24189-8

► € 169,95 | £153,00
► *€ (D) 181,85 | € (A) 186,95 | sFr 244,00

Sale Price

► € 86,95 | £78.50
► *€ (D) 93,04 | € (A) 95,65 | sFr 116,00



9 783540 241898

J. M. O'Donnell, Lahey Clinic, Burlington, MA, USA;
F. E. Nacul, Clinica Sao Vicente, Rio de Janeiro, Brazil
(Eds)

Surgical Intensive Care Medicine

This textbook has been specifically designed as a practical reference for medical students and house officers to help them manage critically ill surgical patients. The content provides a comprehensive resource for the surgical intensivist.

2nd ed. 2010. XXIII, 722 p. 194 illus., 62 in color.
Hardcover
ISBN 978-0-387-77892-1

► € 149,95 | £135,00
► *€ (D) 160,45 | € (A) 164,95 | sFr 215,00

Sale Price

► € 76,95 | £69.99
► *€ (D) 82,34 | € (A) 84,65 | sFr 102,50



9 780387 778921

D. Oertli, University Hospital Basel, Switzerland;
R. Udelsman, Yale University, New Haven, CT, USA
(Eds)

Surgery of the Thyroid and Parathyroid Glands

The aim of this text is to create a unique in-depth comprehensive reference covering all surgically relevant thyroid and parathyroid diseases. It is a definite reference presenting the latest information on the management of common and rare disorders of the thyroid and parathyroid glands. International authorities provide detailed discussions on operative techniques and treatments that are accompanied by rationales for particular approaches advocated by the authors. The topics include the description of all surgically relevant pathologies, the preoperative surgical evaluation, decision making, and operative strategies for the different thyroid and parathyroid diseases.

2007. XVI, 354 p. 235 illus., 56 in color. Hardcover
ISBN 978-3-540-29165-7

► € 219,00 | £197,00
► *€ (D) 234,33 | € (A) 240,90 | sFr 314,00

Sale Price

► € 109,95 | £99.00
► *€ (D) 117,65 | € (A) 120,95 | sFr 146,50



9 783540 291657

B. M. Ohnesorge, Siemens Medical Solutions Group, Beijing, China; T. G. Flohr, Siemens Medical Solutions, Forchheim, Germany; C. R. Becker, A. Knez, M. F. Reiser, University of München, Germany

Multi-slice and Dual-source CT in Cardiac Imaging

Principles - Protocols - Indications - Outlook

This book discusses the state-of-the-art developments in multi-slice CT for cardiac imaging. It serves as a comprehensive work that covers all aspects of this technology and will convince the reader that multi-slice cardiac CT has arrived in clinical practice.

2nd ed. 2007. XVIII, 370 p. 663 illus., 353 in color.
With CD-ROM. Hardcover
ISBN 978-3-540-25523-9

► € 149,95 | £118,50
► *€ (D) 160,45 | € (A) 164,95 | sFr 215,00

Sale Price

► € 76,95 | £69.99
► *€ (D) 82,34 | € (A) 84,65 | sFr 102,50



9 783540 255239

R. K. Oldham, Southeast Missouri Hospital, Cape Girardeau, MO, USA; R. O. Dillman, Hoag Cancer Center, Newport Beach, CA, USA (Eds)

Principles of Cancer Biotherapy

Cancer biotherapy has now truly matured into the fourth modality of cancer treatment. This fifth revised edition describes the tremendous progress that has been made in recent years using biologicals in cancer treatment.

5th ed. 2009. XII, 744 p. Hardcover
ISBN 978-90-481-2277-6

► € 209,00 | £188,00
► *€ (D) 223,63 | € (A) 229,90 | sFr 300,00

Sale Price

► € 104,95 | £94.50
► *€ (D) 112,30 | € (A) 115,45 | sFr 140,00



9 789048 122776

J. S. Palmer, Glickman Urological and Kidney Institute, Cleveland, OH, USA (Ed.)

Pediatric Robotic Urology

This text offers a state-of-the-art overview of the precise surgical techniques revolutionizing pediatric urology surgery. It covers introductory and advanced surgical topics and includes over 100 color illustrations of intraoperative procedures.

2009. XII, 227 p. 107 illus. in color. (Current Clinical Urology) Hardcover
ISBN 978-1-60327-421-0

► € 184,95 | £166,50
► *€ (D) 197,90 | € (A) 203,45 | sFr 265,50

Sale Price

► € 89,95 | £81.00
► *€ (D) 96,25 | € (A) 98,95 | sFr 120,00



9 781603 274210

D. E. Panfilov, Klinika Olymp, Novi Sad, Serbia (Ed.)

Aesthetic Surgery of the Facial Mosaic

This authoritative reference book assembles the experience of an international faculty of authors, each of whom has performed several thousand facelifts. The included DVD further enhances the practical value of the book with videos of procedures performed by the editor.

2007. XXIV, 715 p. 1880 illus., 1828 in color. With DVD. Hardcover

ISBN 978-3-540-33160-5

▶ € 429,00 | £386,00

▶ *€ (D) 459,03 | € (A) 471,90 | sFr 615,50

Sale Price

▶ € 219,00 | £197,50

▶ *€ (D) 234,33 | € (A) 240,90 | sFr 292,00



9 783540 331605

D. Parikh, The Birmingham Children's Hospital NHS Trust, Birmingham, UK; D. Crabbe, Leeds General Infirmary, Leeds, UK; A. Auldlist, Royal Children's Hospital, Parkville, VIC, Australia; S. Rothenberg, St. Luke's Medical Center, CO, USA (Eds)

Pediatric Thoracic Surgery

A host of new innovations and concepts in pediatric thoracic surgery practice are covered here, as well as the basic science and evidence, and the technical aspects of both common and rare operative procedures. It is a book that is both reference and guide.

2009. XVI, 614 p. 302 illus., 19 in color. Hardcover ISBN 978-1-84800-902-8

▶ € 199,95 | £180,00

▶ *€ (D) 213,95 | € (A) 219,95 | sFr 287,00

Sale Price

▶ € 99,95 | £90,00

▶ *€ (D) 106,95 | € (A) 109,95 | sFr 133,50



9 781848 009028

V. V. Patel, E. Burger, University of Colorado, Aurora, CO, USA; C. W. Brown, Panorama Orthopaedics & Spine Center, Golden, CO, USA (Eds)

Spine Trauma

Surgical Techniques

This well-illustrated, hands-on guide to the many surgical techniques required in emergency situations provides a solid basis for the management of spinal trauma.

2010. XIII, 413 p. 493 illus., 144 in color. Hardcover ISBN 978-3-642-03693-4

▶ € 159,95 | £144,00

▶ *€ (D) 171,15 | € (A) 175,94 | sFr 229,50

Sale Price

▶ € 79,95 | £72,00

▶ *€ (D) 85,55 | € (A) 87,95 | sFr 106,50



9 783642 036934

R. Pawankar, S. T. Holgate, L. J. Rosenwasser (Eds)

Allergy Frontiers: Therapy and Prevention

The fifth of six volumes dedicated to specific aspect of allergies, this book covers therapy and prevention, including pharmacotherapy and allergen-specific immunotherapy. It offers considerations for particular groups such as children and pregnant women.

2010. 800 p. (Allergy Frontiers, Volume 5) Hardcover ISBN 978-4-431-99361-2

▶ € 199,95 | £180,00

▶ *€ (D) 213,95 | € (A) 219,95 | sFr 287,00

Sale Price

▶ € 99,95 | £90,00

▶ *€ (D) 106,95 | € (A) 109,95 | sFr 133,50



9 784431 993612

H. A. Peterson, Mayo Clinic, Rochester, MN, USA

Epiphyseal Growth Plate Fractures

This comprehensive reference work covers all aspects of growth plate fractures and their complications. Following general reviews of growth plate fractures, 21 chapters deal with each epiphyseal growth plate in the body. All of these chapters are constructed similarly for easy and quick retrieval of the required information. The main emphasis is on evaluation (diagnosis) and management (treatment). A separate section is devoted to premature partial physal arrest, as this is by far the most common and feared complication of a growth plate fracture and its treatment is involved and controversial.

2007. XIX, 914 p. 2106 illus. Hardcover ISBN 978-3-540-33801-7

▶ € 489,00 | £440,00

▶ *€ (D) 523,23 | € (A) 537,90 | sFr 701,50

Sale Price

▶ € 249,00 | £224,50

▶ *€ (D) 266,43 | € (A) 273,90 | sFr 331,50



9 783540 338017

M. Picardo, Institute of Dermatology San Gallicano, Italy; A. Taieb, Hospital Saint-Andre, Bordeaux, France (Eds)

Vitiligo

This text gives a complete overview of vitiligo. It contains the classification of differential diagnoses and treatment, therapy recommendations derived from new evidence-based guidelines, and case studies with illustrations before and after treatment.

2010. XVIII, 486 p. 161 illus., 144 in color. Hardcover ISBN 978-3-540-69360-4

▶ € 159,95 | £144,00

▶ *€ (D) 171,15 | € (A) 175,95 | sFr 229,50

Sale Price

▶ € 79,95 | £72,00

▶ *€ (D) 85,55 | € (A) 87,95 | sFr 106,50



9 783540 693604

M. J. Piccart, Jules Bordet Institute, Brussels, Belgium; W. C. Wood, Emory University Hospital, Atlanta, GA, USA; C.-M. Hung, MD Anderson Cancer Center, Houston, TX, USA; L. J. Solin, Hospital of the University of Pennsylvania, Philadelphia, PA, USA; F. Cardoso, Jules Bordet Institute, Brussels, Belgium (Eds)

Breast Cancer Management and Molecular Medicine

Bespoke treatment for individual cancers is no longer a dream and is now the primary goal for current research. This book provides an overview of the most recent techniques, agents and approaches for breast cancer and the tailoring of treatment.

2006. LVI, 1028 p. 140 illus. Hardcover
ISBN 978-3-540-28265-5

▶ € 199,95 | £180,00

▶ *€ (D) 213,95 | € (A) 219,95 | sFr 287,00

Sale Price

▶ € 99,95 | £90,00

▶ *€ (D) 106,95 | € (A) 109,95 | sFr 133,50



9 783540 282655

M. Z. Pimenidis, Athens, Greece

The Neurobiology of Orthodontics

Treatment of Malocclusion Through Neuroplasticity

Recent research on the interaction of the brain activity with the senses has major implications for orthodontic therapy. This book presents the latest in the neurobiology of orthodontics and clearly describes those possible therapy ramifications.

2009. XVI, 150 p. 3 illus., 1 in color. Hardcover
ISBN 978-3-642-00395-0

▶ € 159,95 | £144,00

▶ *€ (D) 171,15 | € (A) 175,95 | sFr 229,50

Sale Price

▶ € 79,95 | £72,00

▶ *€ (D) 85,55 | € (A) 87,95 | sFr 106,50



9 783642 003950

S. Puntambekar, Galaxy Laparoscopic Institute, Pune, India; M. A. Cuesta, Vrije Universiteit Medical Centre, Amsterdam, The Netherlands (Eds)

Atlas of Minimally Invasive Surgery in Esophageal Carcinoma

Surgeons will find a step-by-step guide to minimally invasive laparoscopy with more than 500 operative photographs. New chapters devoted to anaesthesia, suturing and additional literature are included, as well as a DVD of the procedure.

2010. XII, 200 p. 194 illus., 184 in color. With online files/update. Hardcover
ISBN 978-1-84882-767-7

▶ € 189,95 | £171,00

▶ *€ (D) 203,25 | € (A) 208,95 | sFr 272,50

Sale Price

▶ € 99,95 | £90,00

▶ *€ (D) 106,95 | € (A) 109,95 | sFr 133,50



9 781848 827677

L. Qin, The Chinese University of Hong Kong, China; H. K. Genant, University of California, San Francisco, CA, USA; J. Griffith, K. Leung, The Chinese University of Hong Kong, China (Eds)

Advanced Bioimaging Technologies in Assessment of the Quality of Bone and Scaffold Materials

Techniques and Applications

This book provides a perspective on the current status of bioimaging technologies developed to assess the quality of musculoskeletal tissue with an emphasis on bone and cartilage. It offers evaluations of scaffold biomaterials developed for enhancing the repair of musculoskeletal tissues.

2007. XVI, 700 p. 333 illus. Hardcover
ISBN 978-3-540-45454-0

▶ € 219,00 | £197,00

▶ *€ (D) 234,33 | € (A) 240,90 | sFr 314,00

Sale Price

▶ € 109,95 | £99,00

▶ *€ (D) 117,65 | € (A) 120,95 | sFr 146,50



9 783540 454540

R. Ramina, Neurological Institute of Curitiba, Brazil; P. H. Pires Aguiar, University of Sao Paulo, Brazil; M. Tatagiba, University of Tübingen, Germany (Eds)

Samii's Essentials in Neurosurgery

„Samii's Essentials in Neurosurgery“ contains selected papers written by internationally recognized contributors who were trained by Professor Madjid Samii in Hannover, Germany. The main topics deal with cutting-edge technology in neurosurgery, skull-base surgery, and specific peripheral nerve, spine, and vascular surgeries. The texts and a wealth of illustrations review and reinforce guidelines on the diagnosis and management of situations that readers are likely to encounter in everyday practice. This book will be of great interest to neurosurgeons, neurologists, ENT surgeons, neuroradiologists, and neurophysiotherapists.

2008. XX, 382 p. 550 illus. in color. Hardcover
ISBN 978-3-540-49249-8

▶ € 229,00 | £206,00

▶ *€ (D) 245,03 | € (A) 251,90 | sFr 328,50

Sale Price

▶ € 114,95 | £103,50

▶ *€ (D) 123,00 | € (A) 126,45 | sFr 153,50



9 783540 492498

C. Ratto, G. B. Doglietto, Catholic University, Rome, Italy (Eds)

Fecal Incontinence

Diagnosis and Treatment

Foreword by: A. Lowry, L. Pahlman, G. Romano

Fecal incontinence is a frequent, distressing condition that has a devastating impact on patients' lives. However, patients are typically embarrassed and reluctant to acknowledge this disability, so they relinquish the possibility of being cured and remain socially isolated. Since fecal incontinence may result from various pathophysiological situations, an accurate diagnostic work-up of each patient is fundamental. Today, a wide range of therapeutic options is available, but making the correct choice is pivotal to the successful management of this condition. This book is aimed at all physicians involved in the assessment and treatment of fecal incontinence.

2007. XXII, 362 p. 150 illus. in color. Hardcover
ISBN 978-88-470-0637-9

▶ € 184,95 | £166,50

▶ *€ (D) 197,90 | € (A) 203,45 | sFr 287,00

Sale Price

▶ € 89,95 | £81,00

▶ *€ (D) 96,25 | € (A) 98,95 | sFr 120,00



9 788847 006379

T. Reinhard, Universität Freiburg, Freiburg, Germany; F. Larkin, Moorfields Eye Hospital, London, UK (Eds)

Cornea and External Eye Disease

Corneal Allotransplantation, Allergic Disease and Trachoma

As one of the 8 volumes in the „Essentials in Ophthalmology“ series, this overview focuses on recent developments in the subspecialty of cornea and external eye disease. The up-to-date coverage is indispensable for continuous education and advanced training.

2010. XVI, 180 p. 38 illus., 31 in color. (Essentials in Ophthalmology) Hardcover
ISBN 978-3-540-85543-9

▶ € 159,95 | £144,00
▶ *€ (D) 171,15 | € (A) 175,95 | sFr 229,50

Sale Price

▶ € 79,95 | £72,00
▶ *€ (D) 85,55 | € (A) 87,95 | sFr 106,50



9 783540 855439

M. F. Reiser, Ludwig-Maximilians-Universität, Munich, Germany; W. Semmler, German Cancer Research Center, Heidelberg, Germany; H. Hricak, Memorial Sloan-Kettering Cancer Center, New York, NY, USA (Eds)

Magnetic Resonance Tomography

With an incredible 2400 illustrations, and written by a multitude of international experts, this book provides a comprehensive overview of both the physics and the clinical applications of MRI, including practical guidelines for imaging.

2008. XXVIII, 1512 p. 1260 illus., 219 in color. Hardcover
ISBN 978-3-540-29354-5

▶ € 299,00 | £269,00
▶ *€ (D) 319,93 | € (A) 328,90 | sFr 429,00

Sale Price

▶ € 149,95 | £135,00
▶ *€ (D) 160,45 | € (A) 164,94 | sFr 200,00



9 783540 293545

M. Remacle, University Hospital of Louvain at Mont-Godinne, Yvoire, Belgium; H. E. Eckel, Landeskrankenhaus, Klagenfurt, Austria (Eds)

Surgery of Larynx and Trachea

In this comprehensive text on laryngology, each surgical procedure is illustrated and explained in a step-by-step manner. It includes coverage of new techniques, such as phonosurgery, and a DVD with short video clips for each procedure.

2010. XVI, 308 p. 156 illus., 92 in color. With DVD. Hardcover

ISBN 978-3-540-79135-5
▶ € 159,95 | £144,00
▶ *€ (D) 171,15 | € (A) 175,95 | sFr 229,50

Sale Price

▶ € 79,95 | £72,00
▶ *€ (D) 85,55 | € (A) 87,95 | sFr 106,50



9 783540 791355

R. N. Rosenberg (Ed.)

Atlas of Clinical Neurology

The newly revised, comprehensive, four-color Atlas of Clinical Neurology is extensively updated with reference to current literature. The new third edition organizes the highest-quality images from the field of clinical neurology, including clinical syndromes, for neurologists and clinicians. The atlas highlights the enormous strides being made in the biologic understanding of neurologic disease, covering developmental and genetic diseases, neuroendocrine disorders, critical care neurology, cerebrovascular disease, dementias, behavioral neurology, neuro-oncology, movement disorders, epilepsy, neuromuscular diseases, infectious diseases, neuroimmunology, neurotoxic disorders, and headache. This indispensable collection contains over 1300 images including algorithms, tables, charts, and schematic drawings.

3rd ed. 2009. 560 p. 223 illus. in color. Hardcover
ISBN 978-1-57340-283-5

▶ € 154,95 | £139,50
▶ *€ (D) 165,80 | € (A) 170,45 | sFr 222,50

Sale Price

▶ € 79,95 | £72,00
▶ *€ (D) 85,55 | € (A) 87,95 | sFr 106,50



9 781573 402835

H. Rousseau, Rangueil University Hospital, Toulouse, France; J.-P. Verhoye, J.-F. Heautot, University Hospital Center of Rennes, France (Eds)

Thoracic Aortic Diseases

Thoracic Aortic Diseases represents an ambitious undertaking by a large number of highly respected international specialists in aortic pathologies, with the purpose of providing information on the acquired and genetic basis of aortic diseases as well as a global perspective on therapeutic alternatives. The new concept of a team approach with surgeons working together with both interventional radiologists and specialists to repair the aorta is the trademark of this book. New material and new viewpoints are provided to practicing physicians in this modern approach to the treatment of disorders of the aorta. This book has been written in a clear scientific way summarising the current understanding of two major aortic complications: aneurysms and acute and chronic dissections.

2006. XVIII, 388 p. 404 illus., 83 in color. Hardcover
ISBN 978-3-540-25734-9

▶ € 259,00 | £233,00
▶ *€ (D) 277,13 | € (A) 284,90 | sFr 371,50

Sale Price

▶ € 129,95 | £117,00
▶ *€ (D) 139,05 | € (A) 142,94 | sFr 173,00



9 783540 257349

M. Ryu, A. Cho, Chiba Cancer Center, Chiba, Japan (Eds)

New Liver Anatomy

Portal Segmentation and the Drainage Vein

Following the development of multidetector row computed tomography in the 1990s, the landscape of the liver has been reassessed. This book maps our current knowledge of liver anatomy and will facilitate more effective liver surgery with fewer complications.

2009. X, 196 p. 226 illus. in color. Hardcover
ISBN 978-4-431-95992-2

▶ € 174,95 | £157,50
▶ *€ (D) 187,20 | € (A) 192,45 | sFr 251,00

Sale Price

▶ € 89,95 | £81,00
▶ *€ (D) 96,25 | € (A) 98,95 | sFr 120,00



9 784431 959922

P. Santoni-Rugiu, S. Chiara University Hospital, Pisa, Italy; P. J. Sykes, Morrision Hospital, Swansea, UK

A History of Plastic Surgery

The book covers the history of plastic surgery from the remarkable achievements of ancient civilizations e.g. India and Egypt, through the classical times of ancient Greece and Rome, up to the revolutionary techniques developed at the end of the Middle Age, the Renaissance and then beyond. Surgical progress has usually relied on the parallel development of anatomy. The knowledge of wound healing and how this has changed and influenced plastic surgery is covered in the first part. The development of the basic techniques of the specialty such as skin flaps, the grafting of skin and other tissues are followed throughout the centuries. In the Second Part the development of various surgical reconstructive procedures are described.

2007. XVI, 398 p. 407 illus., 291 in color. With CD-ROM. Hardcover
ISBN 978-3-540-46240-8
▶ € 279,00 | £251,00
▶ *€ (D) 298,53 | € (A) 306,90 | sFr 400,50

Sale Price

▶ € 139,95 | £126,00
▶ *€ (D) 149,75 | € (A) 153,94 | sFr 186,50



T. Sasano, O. Suzuki (Eds)

Interface Oral Health Science 2009

Proceedings of the 3rd International Symposium for Interface Oral Health Science, Held in Sendai, Japan, Between January 15 and 16, 2009 and the 1st Tohoku-Forsyth Symposium, Held in Boston, MA, USA, Between March 10 and 11, 2009
Associate editor: N. Takahashi, K. Sasaki, P. Stashenko, T. Kawai, M. A. Taubman, H. C. Margolis

2010. 400 p. 54 illus. Hardcover
ISBN 978-4-431-99643-9
▶ € 159,95 | £144,00
▶ *€ (D) 171,15 | € (A) 175,94 | sFr 229,50

Sale Price

▶ € 79,95 | £72,00
▶ *€ (D) 85,55 | € (A) 87,95 | sFr 106,50



B. Schaller, Karolinska Institute, Stockholm, Sweden (Ed.)

Imaging of Carotid Artery Stenosis

This atlas is an up-to-date reference work on imaging in carotid artery stenosis written by internationally renowned experts. It provides a step-by-step guide through illustrated descriptions of state-of-the-art

2007. VI, 273 p. 86 illus., 50 in color. Hardcover
ISBN 978-3-211-32332-8
▶ € 198,00 | £156,50
▶ *€ (D) 211,86 | € (A) 217,80 | sFr 284,00

Sale Price

▶ € 99,95 | £90,00
▶ *€ (D) 106,95 | € (A) 109,95 | sFr 133,50



P. R. Schauer, The Cleveland Clinic, Cleveland, OH, USA; B. D. Schirmer, University of Virginia Health System, Charlottesville, VA, USA; S. Brethauer, Cleveland Clinic Foundation, Cleveland, OH, USA (Eds)

Minimally Invasive Bariatric Surgery

„Minimally Invasive Bariatric Surgery“ covers the full spectrum of laparoscopic weight loss surgery and the pathophysiology of obesity. The chapter authors, all currently operating experts in the field, cover the essentials of establishing a bariatric surgery program, including equipment needs, guidelines for training, and patient selection. The operative chapters discuss in full detail the surgical techniques and outcomes, including laparoscopic VGB, laparoscopic adjustable gastric banding, laparoscopic Roux-en-Y, and laparoscopic malabsorption procedures.

2007. XXII, 530 p. 265 illus., 179 in color. Hardcover
ISBN 978-0-387-68058-3
▶ € 169,95 | £153,00
▶ *€ (D) 181,85 | € (A) 186,95 | sFr 244,00

Sale Price

▶ € 86,95 | £78,50
▶ *€ (D) 93,04 | € (A) 95,65 | sFr 116,00



U. Schiefer, H. Wilhelm, Universitäts-Augenklinik, Tübingen, Germany; W. Hart, Washington University School of Medicine, St. Louis, MO, USA (Eds)

Clinical Neuro-Ophthalmology

A Practical Guide

Foreword by: W. Hoyt, Translated by: W. Hart

This book covers all relevant techniques of diagnosis as well as interpretations of clinical signs in Clinical Neuro-Ophthalmology. Charts, posters and a CD-ROM help make this a unique, practical guide that offers invaluable advice for physicians treating patients with neuro-ophthalmic problems.

2007. XIV, 320 p. 357 illus. With DVD. Hardcover
ISBN 978-3-540-32706-6
▶ € 219,00 | £197,00
▶ *€ (D) 234,33 | € (A) 240,90 | sFr 314,50

Sale Price

▶ € 109,95 | £99,00
▶ *€ (D) 117,65 | € (A) 120,95 | sFr 146,50



W.-B. Schill, Justus Liebig University Gießen, Germany; F. H. Comhaire, University Hospital Ghent, Belgium; T. B. Hargreave, University of Edinburgh, UK (Eds)

Andrology for the Clinician

Andrology for the Clinician consists of two parts: In Part One, the busy clinician can easily find the problem-orientated information he or she needs on such issues as male factor fertility problems, male contraception, and male genital tract infection and tumours. Part Two contains in-depth subject-orientated information and adds important scientific background information to the recommendations received in Part One. Several leading experts have contributed to this work, which has been extensively subedited by world-renowned editors to ensure a well-structured didactic design and homogeneous content.

2006. XXV, 645 p. 275 illus., 250 in color. Hardcover
ISBN 978-3-540-23171-4
▶ € 219,00 | £197,00
▶ *€ (D) 234,33 | € (A) 240,90 | sFr 314,00

Sale Price

▶ € 109,95 | £99,00
▶ *€ (D) 117,65 | € (A) 120,95 | sFr 146,50



W. C. Schlegel, DKFZ Heidelberg, Germany;
T. Bortfeld, Massachusetts General Hospital and
Harvard Medical School, Boston, USA; A.-L. Grosu,
Technische Universität München, Germany (Eds)

New Technologies in Radiation Oncology

With contributions by numerous experts
Foreword by: L. Brady, H.-P. Heilmann, M. Molls

2006. XIV, 464 p. 416 illus., 246 in color. (Medical
Radiology / Radiation Oncology) Hardcover
ISBN 978-3-540-00321-2

► ~~€ 249,00 | £224,00~~
► *€ (D) 266,43 | € (A) 273,90 | sFr 357,00

Sale Price

► € 124,95 | £112,50
► *€ (D) 133,70 | € (A) 137,45 | sFr 166,50



9 783540 003212

R. F. Schmidt, University of Würzburg, Germany;
W. Willis, University of Texas Medical Branch,
Galveston, TX, USA (Eds)

Encyclopedia of Pain

The Encyclopedia of Pain includes some 3,000
entries and provides clear, detailed and up-to-
date coverage of the current state of research, and
treatment of pain. Includes 1,000 color figures.
Available in print, in online only form, or in a
print-online bundle.

2007. LVIII, 2746 p. 600 illus. in color. (In 3 volumes,
not available separately)
ISBN 978-3-540-43957-8

► ~~€ 999,00 | £790,50~~
► *€ (D) 1068,93 | € (A) 1098,90 | sFr 1432,50

Sale Price

► € 509,00 | £458,50
► *€ (D) 544,63 | € (A) 559,90 | sFr 678,00



9 783540 439578

A. Schramm, N.-C. Gellrich, Medical School
Hannover, Germany; R. Schmelzeisen, University
Hospital Freiburg, Germany

Navigational Surgery of the Facial Skeleton

Computer-assisted techniques in the surgery of
the facial skeleton including the skull base are
depicted for the first time in this atlas of navigati-
onal surgery. New methods are demonstrated and
clinical cases illustrate the practical use of this new
technique.

2007. X, 170 p. 335 illus., 330 in color. Hardcover
ISBN 978-3-540-22357-3

► ~~€ 189,95 | £171,00~~
► *€ (D) 203,25 | € (A) 208,95 | sFr 272,50

Sale Price

► € 99,95 | £90,00
► *€ (D) 106,95 | € (A) 109,95 | sFr 133,50



9 783540 223573

G. R. Scuderi, Insall Scott Kelly Institute, New York,
NY, USA; A. J. Tria, Orthopaedic Center of New Jersey,
Somerset, NJ, USA (Eds)

Minimally Invasive Surgery in Orthopedics

This comprehensive reference serves as a self-
contained source for MIS orthopedics. Readers
are guided step-by-step through cutting-edge
procedures and instrumentation techniques. The
text is distinguished by case studies and expert
discussions on challenging questions and issues in
the field.

2010. XIX, 694 p. 992 illus. Hardcover
ISBN 978-0-387-76607-2

► ~~€ 299,00 | £269,00~~
► *€ (D) 319,93 | € (A) 328,90 | sFr 429,00

Sale Price

► € 149,95 | £135,00
► *€ (D) 160,45 | € (A) 164,94 | sFr 200,00



9 780387 766072

M. H. Seegenschmiedt, Alfried Krupp Krankenhaus,
Essen, Germany; H.-B. Makoski, Klinikum Duisburg,
Germany; K.-R. Trott, St. Bartholomew's Medical
College, London, UK; L. W. Brady, Drexel University,
Philadelphia, PA, USA (Eds)

Radiotherapy for Non- Malignant Disorders

With contributions by numerous experts
Foreword by: L. Brady, H.-P. Heilmann, M. Molls,
C. Nieder

This volume is an unrivalled and comprehensive
survey on the use of radiotherapy to treat non-
malignant disorders. It documents the radiobiolo-
gical and physical principles of treatment and the
rationale underlying the use of radiotherapy.

2008. XV, 743 p. 364 illus., 174 in color. (Medical
Radiology / Radiation Oncology) Hardcover
ISBN 978-3-540-62550-6

► ~~€ 229,00 | £206,00~~
► *€ (D) 245,03 | € (A) 251,90 | sFr 328,50

Sale Price

► € 114,95 | £103,50
► *€ (D) 123,00 | € (A) 126,45 | sFr 153,50



9 783540 625506

W. Seeger, Linden, Germany

Endoscopic and microsurgical anatomy of the cranial base

Using detailed drawings collected during the
author's decades of neurosurgical experience,
this atlas illustrates the anatomical structures and
topography of the internal and external cranial
base essential to transnasal endoscopic surgical
approaches.

2010. VIII, 197 p. 79 illus. Hardcover
ISBN 978-3-211-99319-4

► ~~€ 159,95 | £144,00~~
► *€ (D) 171,15 | € (A) 175,95 | sFr 229,50

Sale Price

► € 79,95 | £72,00
► *€ (D) 85,55 | € (A) 87,95 | sFr 106,50



9 783211 993194

M. A. Shiffman, Tustin, CA, USA (Ed.)

Autologous Fat Transfer

Art, Science, and Clinical Practice

With contributions from international experts, this book covers all aspects of autologous fat transfer, from the history of fat transfer, through non-cosmetic applications of fat transfer, to pre-operative care, complications, and medical-legal aspects.

2010. XX, 471 p. 337 illus., 302 in color. Hardcover
ISBN 978-3-642-00472-8

▶ ~~€ 219,00 | £197,00~~
▶ *€ (D) 234,33 | € (A) 240,90 | sFr 314,00

Sale Price

▶ € 109,95 | £99,00
▶ *€ (D) 117,65 | € (A) 120,95 | sFr 146,50



9 783642 004728

M. A. Shiffman, Tustin, CA, USA; A. Di Giuseppe, University of Ancona, Italy (Eds)

Liposuction

Principles and Practice

This is the first book on cosmetic and non-cosmetic liposuction. It provides a how-to-do manual for all procedures of cosmetic and non-cosmetic liposuction and is abundantly illustrated. Contributors to this book are noted authorities in plastic surgery.

2006. XXVIII, 568 p. 352 illus., 305 in color. Hardcover
ISBN 978-3-540-28042-2

▶ ~~€ 319,00 | £287,00~~
▶ *€ (D) 341,33 | € (A) 350,90 | sFr 457,50

Sale Price

▶ € 159,95 | £144,00
▶ *€ (D) 171,15 | € (A) 175,94 | sFr 213,00



9 783540 280422

M. Z. Siemionow, Cleveland Clinic Foundation, Cleveland, OH, USA; M. Eisenmann-Klein, Caritas-Krankenhaus St. Josef, Regensburg, Germany (Eds)

Plastic and Reconstructive Surgery

This comprehensive review of the basics of physiology and wound healing covers standard and new techniques in plastic surgery. It will help residents and young plastic surgeons prepare for board exams as well as giving them a single reference compendium.

2010. XVIII, 778 p. 477 illus., 382 in color. (Springer Specialist Surgery Series) Hardcover
ISBN 978-1-84882-512-3

▶ ~~€ 149,95 | £135,00~~
▶ *€ (D) 160,45 | € (A) 164,95 | sFr 215,00

Sale Price

▶ € 76,95 | £69,99
▶ *€ (D) 82,34 | € (A) 84,65 | sFr 102,50



9 781848 251233

M. A. Shiffman, Tustin, CA, USA; A. Di Giuseppe, University of Ancona, Italy (Eds)

Body Contouring

Art, Science, and Clinical Practice

This book is unique in that it covers all aspects of body contouring. It examines the background and history of each procedure and details the various available techniques with the aid of excellent illustrations.

2010. XXVIII, 870 p. 594 illus., 560 in color. Hardcover
ISBN 978-3-642-02638-6

▶ ~~€ 199,95 | £180,00~~
▶ *€ (D) 213,95 | € (A) 219,95 | sFr 287,00

Sale Price

▶ € 99,95 | £90,00
▶ *€ (D) 106,95 | € (A) 109,95 | sFr 133,50



9 783642 026386

M. A. Shiffman, Tustin, CA, USA; S. Mirrafati, Mira Aesthetic Medical Center, Tustin, CA, USA; S. M. Lam, Lam Facial Plastic Surgery Center & Hair, Plano, TX, USA; C. G. Cueteaux, Federación Iberoamericana Medicina Estética y Cosmética, Santa Ana, TX, USA (Eds)

Simplified Facial Rejuvenation

Simplified Facial Rejuvenation is divided into sections that include anatomy and anesthesia, classifications, dermatologic procedures, suture lifts, surgical variations of the face, surgical variations of the eyes, brow, neck, lips, nose ear, and scalp, and medical legal aspects.

2008. XXIV, 658 p. 958 illus., 852 in color. Hardcover
ISBN 978-3-540-71096-7

▶ ~~€ 279,00 | £251,00~~
▶ *€ (D) 298,53 | € (A) 306,90 | sFr 400,00

Sale Price

▶ € 139,95 | £126,00
▶ *€ (D) 149,75 | € (A) 153,94 | sFr 186,50



9 783540 710967

O. A. Smiseth, University of Oslo, Norway; M. Tendera, Medical University of Silesia, Katowice, Poland (Eds)

Diastolic Heart Failure

This book provides essential insights into the epidemiology and aetiology of diastolic heart failure, and will enable the clinician to understand how the condition can be diagnosed. The book provides insights in cardiac function, and some guides to treatment choices.

2008. XIII, 350 p. 154 illus., 48 in color. Hardcover
ISBN 978-1-84628-890-6

▶ ~~€ 174,95 | £157,50~~
▶ *€ (D) 187,20 | € (A) 192,45 | sFr 251,00

Sale Price

▶ € 89,95 | £81,00
▶ *€ (D) 96,25 | € (A) 98,95 | sFr 120,00



9 781846 288906

C. Stein, Charité - Campus Benjamin Franklin, Berlin (Ed.)

Analgesia

With contributions by numerous experts

This volume attempts to summarize the current state of knowledge on mechanisms underlying the various effects of analgesics, their side effect profiles, and their indications and contraindications in clinical use. It also gives insights into current efforts to discover novel mechanisms underlying the generation of different types of pain and the resulting development of new modulating compounds.

2007. X, 435 p. 3 illus., 1 in color. (Handbook of Experimental Pharmacology, Volume 177) Hardcover ISBN 978-3-540-33822-2

► € 329,00 | £296,00
► *€ (D) 352,03 | € (A) 361,90 | sFr 472,00

Sale Price

► € 164,95 | £148.50
► *€ (D) 176,50 | € (A) 181,44 | sFr 220,00



9 783540 338222

D. Tack, P. A. Gevenois, Université libre de Bruxelles, Belgium (Eds)

Radiation Dose from Adult and Pediatric Multidetector Computed Tomography

With contributions by numerous experts

Foreword by: A. Baert

Because of the radiation dose delivered, multidetector row CT (MDCT) may induce cancers, and the risk of death has been estimated at up to one per 1,000 examinations. Despite this, only a small proportion of referring clinicians, radiologists, and technologists are aware of both the radiation risks and their underlying mechanisms. This book is designed to rectify this situation.

2007. X, 276 p. 273 illus., 58 in color. (Medical Radiology / Diagnostic Imaging) Hardcover ISBN 978-3-540-28888-6

► € 174,95 | £157,50
► *€ (D) 187,20 | € (A) 192,45 | sFr 251,00

Sale Price

► € 89,95 | £81.00
► *€ (D) 96,25 | € (A) 98,95 | sFr 120,00



9 783540 288886

J. F. Tomashefski, Case Western Reserve University School of Medicine, Cleveland, OH, USA (Ed.)

Dail and Hammar's Pulmonary Pathology

Volume I: Nonneoplastic Lung Disease

Associate editor: C. Farver, The Cleveland Clinic Foundation, Cleveland, OH, USA; A. E. Fraire, University of Massachusetts Medical School, Worcester, MA, USA

Dail and Hammar's Pulmonary Pathology has established itself as the definitive reference in the field. This third edition has been thoroughly updated to cover newly recognized entities and the latest advances in molecular diagnostic techniques.

3rd ed. 2008. XVIII, 1301 p. 1608 illus., 1314 in color. Hardcover

ISBN 978-0-387-98395-0
► € 229,00 | £206,00
► *€ (D) 245,03 | € (A) 251,90 | sFr 328,50

Sale Price

► € 114,95 | £103.50
► *€ (D) 123,00 | € (A) 126,45 | sFr 153,50



9 780387 983950

J. F. Tomashefski, Case Western Reserve University, Metrohealth Medical Center, Cleveland, OH, USA (Ed.)

Dail and Hammar's Pulmonary Pathology

Volume II: Neoplastic Lung Disease

Associate editor: C. Farver, The Cleveland Clinic Foundation, Cleveland, OH, USA; A. E. Fraire, University of Massachusetts Medical School, Worcester, MA, USA

With more than 2000 full color illustrations, this outstanding contribution to pathology literature is a must-have for every surgical and pulmonary pathologist. The new edition has been substantially revised to cover new entities and the latest advances.

3rd ed. 2008. XVIII, 869 p. 985 illus., 853 in color. Hardcover ISBN 978-0-387-72113-2

► € 229,00 | £206,00
► *€ (D) 245,03 | € (A) 251,90 | sFr 328,50

Sale Price

► € 114,95 | £103.50
► *€ (D) 123,00 | € (A) 126,45 | sFr 153,50



9 780387 721132

J.-C. Tonn, Klinikum Großhadern, München, Germany; M. Westphal, Universitätsklinikum Eppendorf, Hamburg, Germany; J. T. Rutka, Hospital for Sick Children, Toronto, Canada (Eds)

Oncology of CNS Tumors

Since the first edition of this popular reference, many new diagnostic procedures and treatment modalities have been developed within neuro-oncology. This edition contains those advances and includes new chapters on palliative care and molecular markers.

2nd ed. 2010. XXIII, 793 p. 265 illus., 65 in color. Hardcover

ISBN 978-3-642-02873-1
► € 199,95 | £180,00
► *€ (D) 213,95 | € (A) 219,95 | sFr 287,00

Sale Price

► € 99,95 | £90.00
► *€ (D) 106,95 | € (A) 109,95 | sFr 133,50



9 783642 028731

G. R. Upchurch Jr., E. Criado, University of Michigan, Ann Arbor, MI, USA (Eds)

Aortic Aneurysms

Pathogenesis and Treatment

The incidence and occurrence of Aortic Aneurysms are becoming increasingly common. In this book, distinguished physicians assess the rapidly evolving field of aneurysm treatment, focusing on aneurysms of the descending thoracic and abdominal aorta.

2009. XVIII, 382 p. 15 illus. in color. (Contemporary Cardiology) Hardcover ISBN 978-1-60327-203-2

► € 154,95 | £139,50
► *€ (D) 165,80 | € (A) 170,45 | sFr 222,50

Sale Price

► € 79,95 | £72.00
► *€ (D) 85,55 | € (A) 87,95 | sFr 106,50



9 781603 272032

J. T. Willerson, Texas Heart Institute, Texas, TX, USA;
J. N. Cohn, University of Minnesota Medical School,
Minneapolis, MN, USA; H. J. Wellens, Cardiovascular
Research Institute Maastricht, The Netherlands;
D. R. Holmes, Mayo Clinic, St Mary's Hospital,
Rochester, MN, USA (Eds)

Cardiovascular Medicine

This book offers the most up-to-date, user-friendly guidance on the evaluation, diagnosis and medical and surgical treatment of heart and vascular disease. It is the premier resource of its kind and benefits from additional video material from the integral DVD-ROM.

3rd ed. 2007. XXXII, 2928 p. 1600 illus., 600 in color. With DVD. Hardcover
ISBN 978-1-84628-188-4
▶ € 159,95 | £143,50
▶ *€ (D) 171,15 | € (A) 175,95 | sFr 247,50

Sale Price

▶ € 79,95 | £72,00
▶ *€ (D) 85,55 | € (A) 87,95 | sFr 106,50



9 781846 281884

W. C. Wood, C. Staley, J. E. Skandalakis, Emory
University School of Medicine, Atlanta, GA, USA (Eds)

Anatomic Basis of Tumor Surgery

Organized by: S. Moore, Emory University School of
Medicine, Atlanta, GA USA

This is the only book that provides an anatomic basis and description of tumor surgery based on an understanding of both the anatomy and biology of tumor progression. It presents the regional anatomy to allow tailoring of the operation as demanded.

2nd Edition. 2010. 852 p. 632 illus., 627 in color.
Hardcover
ISBN 978-3-540-74176-3
▶ € 149,95 | £135,00
▶ *€ (D) 160,45 | € (A) 164,95 | sFr 215,00

Sale Price

▶ € 76,95 | £69,99
▶ *€ (D) 82,34 | € (A) 84,65 | sFr 102,50



9 783540 741763

Y. Yonekawa, University Hospital, Zurich,
Switzerland; T. Tsukahara, National Hospital, Kyoto,
Japan; A. Valavanis, N. Khan, University Hospital,
Zurich, Switzerland (Eds)

Changing Aspects in Stroke Surgery: Aneurysms, Dissection, Moyamoya angiopathy and EC-IC Bypass

What is arterial dissection? What is Moyamoya angiopathy? What is the state-of-the-art of AVM treatment? Readers will find answers to these questions in this book. They will also be informed about the state-of-the-art treatment in the daily stroke therapy.

2008. VIII, 141 p. (Acta Neurochirurgica Supplementum, Supplement 103) Hardcover
ISBN 978-3-211-76588-3
▶ € 169,95 | £153,00
▶ *€ (D) 181,85 | € (A) 186,95 | sFr 244,00

Sale Price

▶ € 86,95 | £78,50
▶ *€ (D) 93,04 | € (A) 95,65 | sFr 116,00



9 783211 765883

E. M. Wilson, R. Saunders, T. Rupal, Medical
University of South Carolina, Charleston, SC, USA
(Eds)

Pediatric Ophthalmology

Current Thought and A Practical Guide

Starting with a guide to the examination of children, this book covers all important topics for all who care for children's eyes. The book is written by renowned experts with many years of experience and perspective on the state-of-the-art recommendations.

2009. XIV, 498 p. 222 illus., 196 in color. With
DVD. Hardcover
ISBN 978-3-540-68630-9
▶ € 194,95 | £175,50
▶ *€ (D) 208,60 | € (A) 214,45 | sFr 280,00

Sale Price

▶ € 99,95 | £90,00
▶ *€ (D) 106,95 | € (A) 109,95 | sFr 133,50



9 783540 686309

K. W. Wright, USC Keck School of Medicine, Los
Angeles, CA, USA

Color Atlas of Strabismus Surgery

Strategies and Techniques

Surgical correction is often the path chosen for correcting strabismus (crossed eyes). This book provides concise, comprehensive description of surgical procedures by one of the world's leading experts. The accompanying DVD provides real time video of operations.

3rd ed. 2007. XVI, 233 p. 255 illus., 80 in color.
With DVD. Hardcover
ISBN 978-0-387-33249-9
▶ € 194,95 | £175,50
▶ *€ (D) 208,60 | € (A) 214,45 | sFr 280,00

Sale Price

▶ € 99,95 | £90,00
▶ *€ (D) 106,95 | € (A) 109,95 | sFr 133,50



9 780387 332499

K. Yonenobu, National Hospital Organization, Osaka,
Japan; K. Nakamura, University of Tokyo, Japan;
Y. Toyama, Keio University, Tokyo, Japan (Eds)

OPLL

Ossification of the Posterior Longitudinal Ligament

Ossification of the posterior longitudinal ligament (OPLL) is a hyperostotic condition of the spine with severe neurological deficits. In 1975 the Investigation Committee for OPLL, under the auspices of the Japanese Ministry of Health and Welfare, established diagnostic criteria for the condition, and with growing awareness of OPLL among Japanese researchers and spinal surgeons, the number of patients diagnosed with the condition in Japan has increased in recent years.

2nd ed. 2006. XVIII, 305 p. 280 illus. Hardcover
ISBN 978-4-431-32561-1
▶ € 169,95 | £153,00
▶ *€ (D) 181,85 | € (A) 186,95 | sFr 244,00

Sale Price

▶ € 86,95 | £78,50
▶ *€ (D) 93,04 | € (A) 95,65 | sFr 116,00



9 784431 325611

J. L. Zamorano, Hospital Clinico San Carlos, Madrid, Spain; J. J. Bax, Leiden University Medical Center, Leiden, The Netherlands; F. E. Rademakers, Catholic University of Leuven, Belgium; J. Knuuti, Turku University Central Hospital, Turku, Finland (Eds)

The ESC Textbook of Cardiovascular Imaging

This comprehensive review of cardiovascular imaging is takes a diseased-based approach. A supplemental electronic version enhances reader experience by enabling keyword searching through the text, hyperlinked references, and image downloads.

2009. 568 p. 872 illus. in color. Hardcover
ISBN 978-1-84882-420-1
▶ € 149,95 | £135,00
▶ *€ (D) 160,45 | € (A) 164,94 | sFr 215,00

Sale Price

▶ € 76,95 | £69,99
▶ *€ (D) 82,34 | € (A) 84,65 | sFr 102,50



9 781848 824201

I. Zolle, University of Vienna, Austria (Ed.)

Technetium-99m Pharmaceuticals

Preparation and Quality Control in Nuclear Medicine

Radioactive drug development is a multi-disciplinary task, therefore, in a concerted effort, dedicated scientists and experts from different fields of specialisation have contributed to this book. It is presented in two sections. Section 1 contains basic principles and methods used for analysis, information on the chemistry of technetium and on radiopharmaceuticals labelled with technetium-99m, the characteristics of the 99 Mo/99mTc-generator, of 'kits' and formulations for in-vitro labelling, and special safety aspects for in-vivo labelling of blood cells. Section 2 contains monographs of 99mTc-radiopharmaceuticals used in nuclear medicine.

2007. XX, 345 p. 66 illus., 1 in color. Hardcover
ISBN 978-3-540-33989-2
▶ € 149,95 | £135,00
▶ *€ (D) 160,45 | € (A) 164,95 | sFr 215,00

Sale Price

▶ € 76,95 | £69,99
▶ *€ (D) 82,34 | € (A) 84,65 | sFr 102,50



9 783540 339892

Y. Al-Obaid, Kuwait City, State of Kuwait; F. Bangash, T. Bangash, London, UK

Trauma - An Engineering Analysis

With Medical Case Studies Investigation

The purpose of this book is to bring together experts from the medical and engineering fields in which trauma acts as a fulcrum in understanding the engineering approach to medical cases. The emphasis of this book is on the retrospective study of medical scenarios as seen from the engineering perspective. An in-depth study is required to ensure the accuracy of both medical and engineering data. Where static, dynamic, temperature and impact loads and velocities/accelerations are unknown; they are evaluated using the material properties and fracture geometry of case studies.

2007. XXVI, 844 p. 542 illus., 38 in color. Hardcover
ISBN 978-3-540-36305-7
▶ € 279,00 | £251,00
▶ *€ (D) 298,53 | € (A) 306,90 | sFr 400,50

Sale Price

▶ € 139,95 | £126,00
▶ *€ (D) 149,75 | € (A) 153,94 | sFr 186,50



9 783540 363057

J. Besso, Hospitale Centro Medico, Caracas, Venezuela; P. D. Lumb, University of Southern California, Los Angeles, CA, USA; G. Williams, School of Nursing SouthPort, Australia (Eds)

Intensive and Critical Care Medicine

WFSICCM World Federation of Societies of Intensive and Critical Care Medicine

The focus of this volume is the state-of-the-art of Intensive and Critical Care Medicine as well as new insights into basic science, clinical research and therapeutic interventions. Comprehensive yet easy to consult, the book is written by renowned experts.

2009. XXIII, 573 p. Hardcover
ISBN 978-88-470-1435-0
▶ € 159,95 | £144,00
▶ *€ (D) 171,15 | € (A) 175,95 | sFr 229,50

Sale Price

▶ € 79,95 | £72,00
▶ *€ (D) 85,55 | € (A) 87,95 | sFr 106,50



9 788847 014350

Advances and Technical Standards in Neurosurgery

Editor-in-chief: J. D. Pickard, V. V. Dolenc, J. Lobo Antunes, C. Di Rocco, M. Sindou, Series editor: N. Akalan, J. Schramm, Z. H. Rappaport

Volume 33

Advances and Technical Standards in Neurosurgery, Vol. 33

This series, sponsored by the European Association of Neurosurgical Societies, has already become a classic. In general, one volume is published per year. The advances section presents fields of neurosurgery and related areas in which important recent progress has been made.

2008. XIII, 282 p. Hardcover
ISBN 978-3-211-72282-4
▶ € 154,95 | £139,50
▶ *€ (D) 165,80 | € (A) 170,45 | sFr 222,50

Sale Price

▶ € 79,95 | £72,00
▶ *€ (D) 85,55 | € (A) 87,95 | sFr 106,50



9 783211 722824

A. G. Awad, University of Toronto and Humber River Regional Hospital, Toronto, Canada (Ed.)

Quality of Life Impairment in Schizophrenia, Mood and Anxiety Disorders

New Perspectives on Research and Treatment

This book presents new insights that health-related quality of life (HRQL) impairment is a core domain of prevalent mental disorders such as schizophrenia, schizoaffective, mood and anxiety disorders. The authors present a new conceptual framework for this field by explaining how HRQL impairment arises from interactions between various multidimensional factors. They suggest several ways in which further research could enhance our understanding of HRQL impairment, its biological basis, and its relevance to psychopathology.

2007. XIV, 388 p. Hardcover
ISBN 978-1-4020-5777-9
▶ € 164,95 | £148,50
▶ *€ (D) 176,50 | € (A) 181,45 | sFr 256,00

Sale Price

▶ € 79,95 | £72,00
▶ *€ (D) 85,55 | € (A) 87,95 | sFr 106,50



9 781402 057779

Yes, please send me:

___ copies _____ ISBN _____ € _____

___ copies _____ ISBN _____ € _____

___ copies _____ ISBN _____ € _____

___ copies _____ ISBN _____ € _____

___ copies _____ ISBN _____ € _____

___ copies _____ ISBN _____ € _____

___ copies _____ ISBN _____ € _____

___ copies _____ ISBN _____ € _____

___ copies _____ ISBN _____ € _____

___ copies _____ ISBN _____ € _____

___ copies _____ ISBN _____ € _____

___ copies _____ ISBN _____ € _____

___ copies _____ ISBN _____ € _____

___ copies _____ ISBN _____ € _____

___ copies _____ ISBN _____ € _____

Please bill me _____

Please charge my credit card: Eurocard/Access/Mastercard Visa/Barclaycard/Bank/Americard AmericanExpress

Number Valid until

Please order from your bookseller:

Name _____

Dept. _____

Institution _____

Street _____

City / ZIP-Code _____

Country _____

Email _____

Date ✕ _____

Signature ✕ _____